

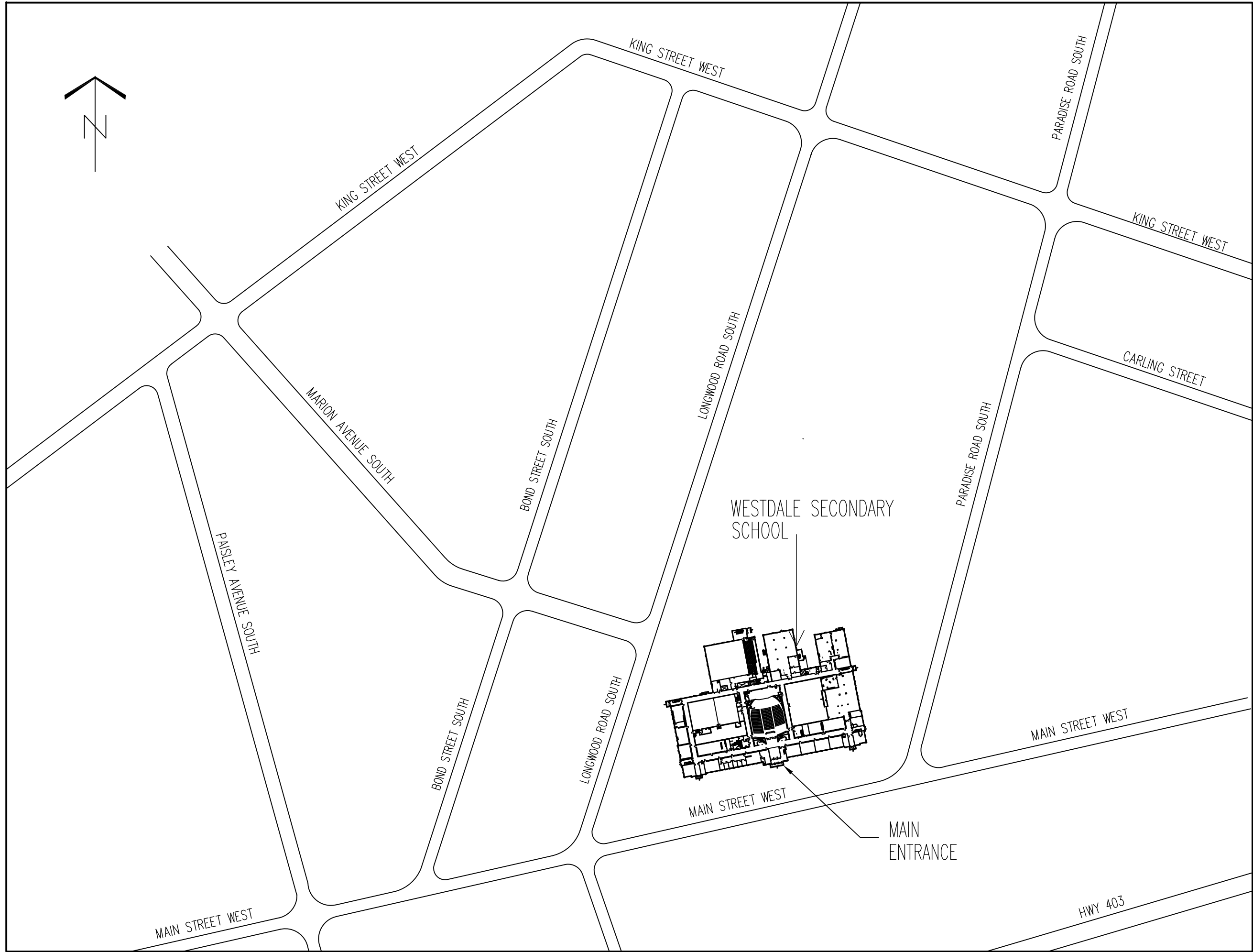
ABBREVIATIONS	
⊕ & C A.C. ALUM. APPROX. AT BARR. BD. C.J. C/W CAR. CH ⊕ DB DN ELEC. FIN. FL. GL GR. GY. HD HDG. H.M. HSS H.W. MAX. MECH. MIN. NBC (N.I.C.) OBC O.C. O.W.S.J. PT P.V.C. PLY. POLY. RBC R.D. R.W.L. REV. SD SIM. TYP. U/S VAT VCT VRT	- AT - AND - WASHROOM CURTAINS - ACOUSTIC - ALUMINUM - APPROXIMATE(LY) - ACOUSTIC TILE - BARRIER - BOARD - CONTROL JOINT - COMPLETE WITH - CARPET - CEILING HEIGHT - CENTRE LINE - DISPOSAL BAG UNITS - DOWN - ELECTRICAL - FINISH(ED) - FLOOR - GLAZING - GRADE - GYPSIUM - ELECTRIC HAND DRYER - HOT DIPPED GALVANIZED - HOLLOW METAL - HOLLOW STRUCTURAL SECTION - HOT WATER - MAXIMUM - MECHANICAL - MINIMUM - NATIONAL BUILDING CODE - NOT IN CONTRACT - ONTARIO BUILDING CODE - ON CENTRE - OPEN WEB STEEL JOISTS - PAPER TOWEL DISPENSER - POLY VINYL CHLORIDE - PLYWOOD - POLYETHYLENE - RUBBER COVE BASE - ROOF DRAIN - RAIN WATER LEADER - REVERSED - SOAP DISPENSER - SIMILAR - TYPICAL - UNDERSIDE - VINYL ASBESTOS TILE - VINYL COMPOSITE TILE - VINYL REINFORCED TILE

RICHARD G. BUTTERWORTH ARCHITECT INC.  
127 JUDITH CRESCENT, ANCASTER, ONTARIO L9G 1L3  
TEL: 905 304-0241

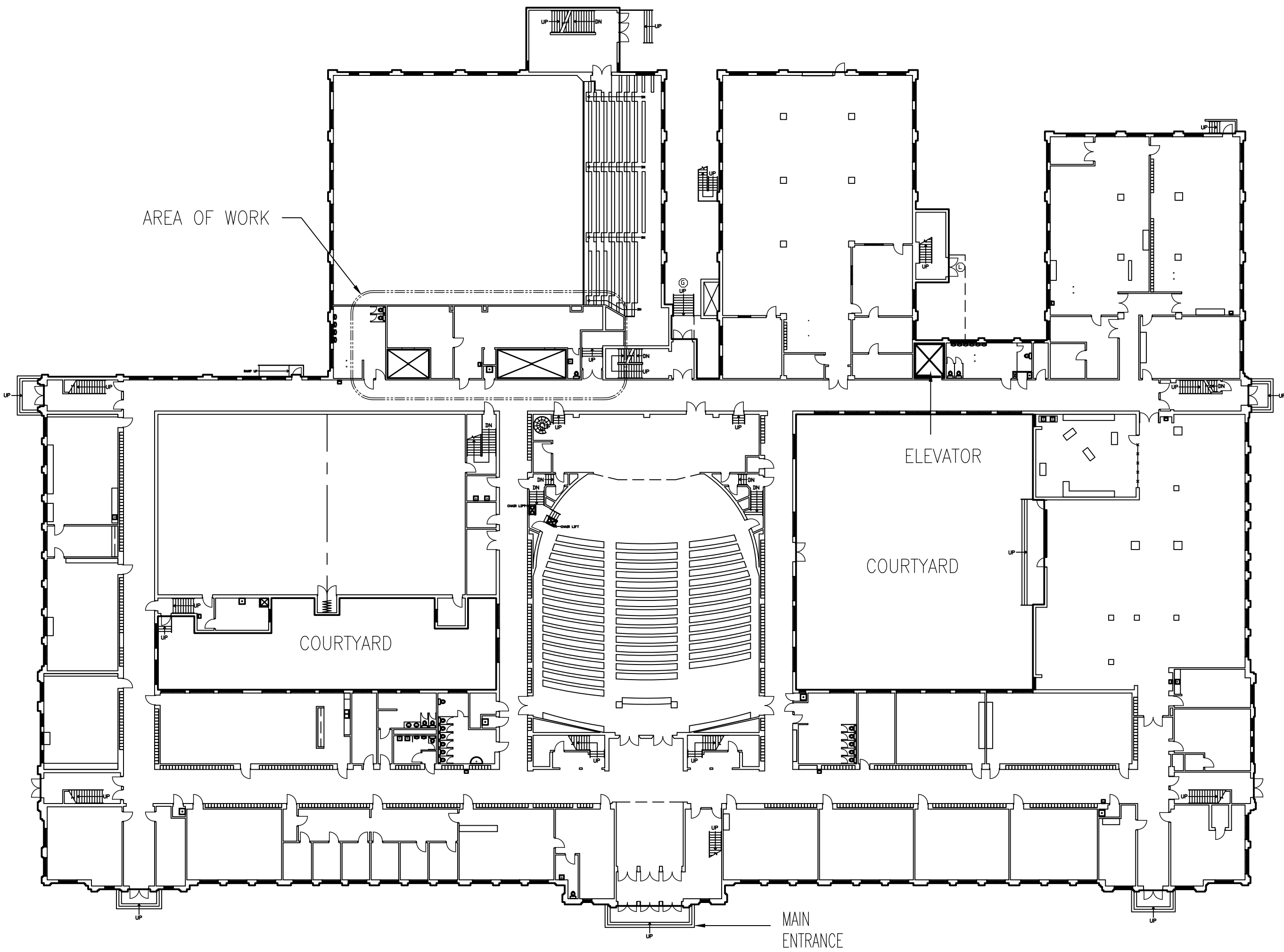
CERTIFICATE OF PRACTICE NUMBER: 1409  
THE CERTIFICATE OF PRACTICE NUMBER  
OF THE HOLDER IS THE HOLDER'S BCIN.

NAME OF PROJECT:  
WESTDALE SECONDARY SCHOOL  
HAMILTON – WENTWORTH DISTRICT SCHOOL BOARD  
LOCATION: 700 MAIN STREET WEST HAMILTON, ONTARIO

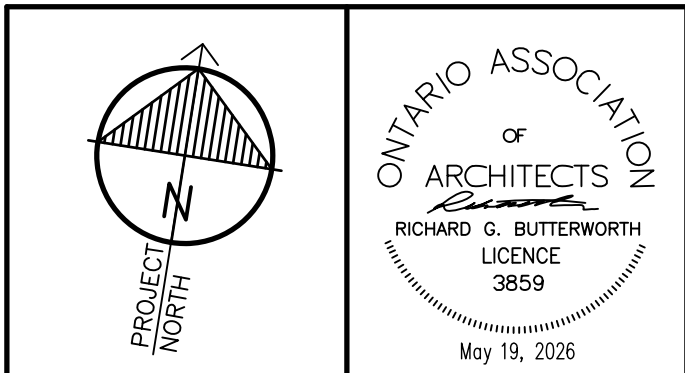
ONTARIO BUILDING CODE PART 11 REVIEW MATRIX			
PROJECT DESCRIPTION:		BASIC RENOVATION TO WESTDALE SECONDARY SCHOOL	
AGE OF BUILDING (YEARS):	93	ANY ADDITION:	<input type="checkbox"/> YES <input checked="" type="checkbox"/> NO
AGE OF ADDITION (YEARS):	N/A	WILL ADDITION BE AFFECTED:	<input type="checkbox"/> YES <input checked="" type="checkbox"/> NO
CONSTRUCTION INDEX: TABLE 11.2.1.1. A.	N/A	HAZARD INDEX (OLD): TABLE 11.2.1.1.	N/A
NUMBER OF STOREYS:	4	HAZARD INDEX (NEW): TABLE 11.2.1.1.	N/A
HEIGHT OF BUILDING (m):	20	HAZARD INDEX CREDIT APPLICABLE: TABLE 11.2.1.1. (2)	<input type="checkbox"/> YES <input checked="" type="checkbox"/> NO
NUMBER OF STREETS:	4	FARM BUILDING: TABLE 11.4.2.3. (1)(c)	<input type="checkbox"/> YES <input checked="" type="checkbox"/> NO
STRUCTURAL UPGRADING REQUIRED: TABLE 11.4.2.1.1.	<input type="checkbox"/> YES <input checked="" type="checkbox"/> NO	COMPLIANCE ALTERNATIVE NUMBER: TABLE 11.5.1.1.	N/A
TYPE OF CONSTRUCTION: <input type="checkbox"/> COMBUSTABLE <input checked="" type="checkbox"/> NON-COMBUSTABLE <input type="checkbox"/> HEAVY TIMBER			
EARLY WARNING AND EVACUATION SYSTEM UPGRADE REQUIRED: TABLE 11.3.3.			
BUILDING DETAILS		EXISTING	PROPOSED
MAJOR OCCUPANCY CLASSIFICATIONS: TABLE 3.1.2.1.		GROUP A DIVISION 2	GROUP A DIVISION 2
OCCUPANCY LOAD DETERMINATION: TABLE 3.1.16.1 (3.1.17.1 CORRECTED)		900	900
FRR FLOORS OVER BASEMENT (HOURS):		N/A	N/A
FRR OTHER FLOORS (HOURS):		N/A	N/A
FRR ROOF (HOURS):		N/A	N/A
NUMBER OF SUITES OF GROUP C: OCCUPANCY 11.4.2.3. (1)(b)		N/A	N/A
AREA OF BUILDING (SQ.FT.):		1620 SQ.FT.	1620 SQ.FT.
BUILDING SPRINKLERED:		<input type="checkbox"/> YES <input checked="" type="checkbox"/> NO	<input type="checkbox"/> YES <input checked="" type="checkbox"/> NO
FIRE ALARM SYSTEM REQUIRED:		<input checked="" type="checkbox"/> YES <input type="checkbox"/> NO	<input checked="" type="checkbox"/> YES <input type="checkbox"/> NO



1 SITE KEY PLAN AND O.B.C. MATRIX  
A0.01 N.T.S.



2 FIRST FLOOR KEY PLAN  
A0.01 N.T.S.



"All drawings, specifications, related documents and design are the copyright property of the architect and must be returned upon request. Reproduction of the drawings, specifications, related documents and design in whole or in part is strictly forbidden without the architect's written permission."

This drawing shall not be used for construction purposes unless countersigned by:

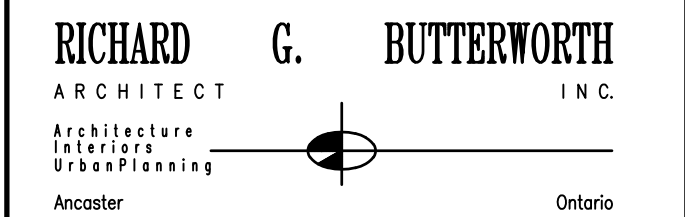
Richard G. Butterworth, Architect

#### GENERAL NOTES

- BEFORE TENDERING AN EXAMINATIONS OF ALL CONDITIONS AFFECTING THE SITE AND WORK TO BE DONE THEREON AS RECOMMENDED.
- REPORT TO THE OWNER ALL DISCREPANCIES, OMISSIONS, ERRORS, DEPARTURES FROM ALL APPLICABLE CODES, BY-LAWS AND REGULATIONS, GOOD PRACTICE AND ANY POINTS CONSIDERED TO BE OF DUBIOUS INTENT PRIOR TO THE QUESTION PERIOD DEADLINE, SO THAT THE OWNER MAY IF CONSIDERED DESIRABLE, ISSUE INSTRUCTIONS BY ADDENDA. THE OWNER AND ARCHITECT WILL NOT BE RESPONSIBLE FOR ORAL INSTRUCTIONS.
- ALL DIMENSIONS AND INFORMATION SHOWN ON THE CONTRACT DRAWINGS MUST BE CHECKED AND VERIFIED ON SITE PRIOR TO CONSTRUCTION AND FABRICATION OF ITS COMPONENTS, SHOULD EXISTING CONDITIONS OR SERVICES BE FOUND TO VARY FOR THAT INDICATED ON THE CONTRACT DRAWINGS, THE ARCHITECT MUST BE NOTIFIED IMMEDIATELY.
- ALL CUTTING AND PATCHING BY GENERAL CONTRACTOR, PERFORM FULL ELECTROMAGNETIC SCANNING OF ALL FLOORS TO DETECT ANY PIPING, CONDUIT OR LIVE WIRES BEFORE CUTTING OR CORE DRILLING. MAKE GOOD ALL SURFACES TO MATCH EXISTING FLUSH.
- REMOVE ALL EXISTING ITEMS SHOWN DOTTED AS INDICATED ON DRAWINGS. MAKE GOOD ALL SURFACES TO MATCH EXISTING. PATCH ALL HOLES FLUSH WITH EXISTING SURFACES AND PAINT TO MATCH.
- PAINT ALL NEW AND EXISTING SURFACES AND ITEMS WITH SPECIAL COLOUR BLOCKING PRIMER FOR OIL BASED PAINT AND 2 FINISHED COATS (TYP.)
- DO NOT SCALE THE DRAWINGS.

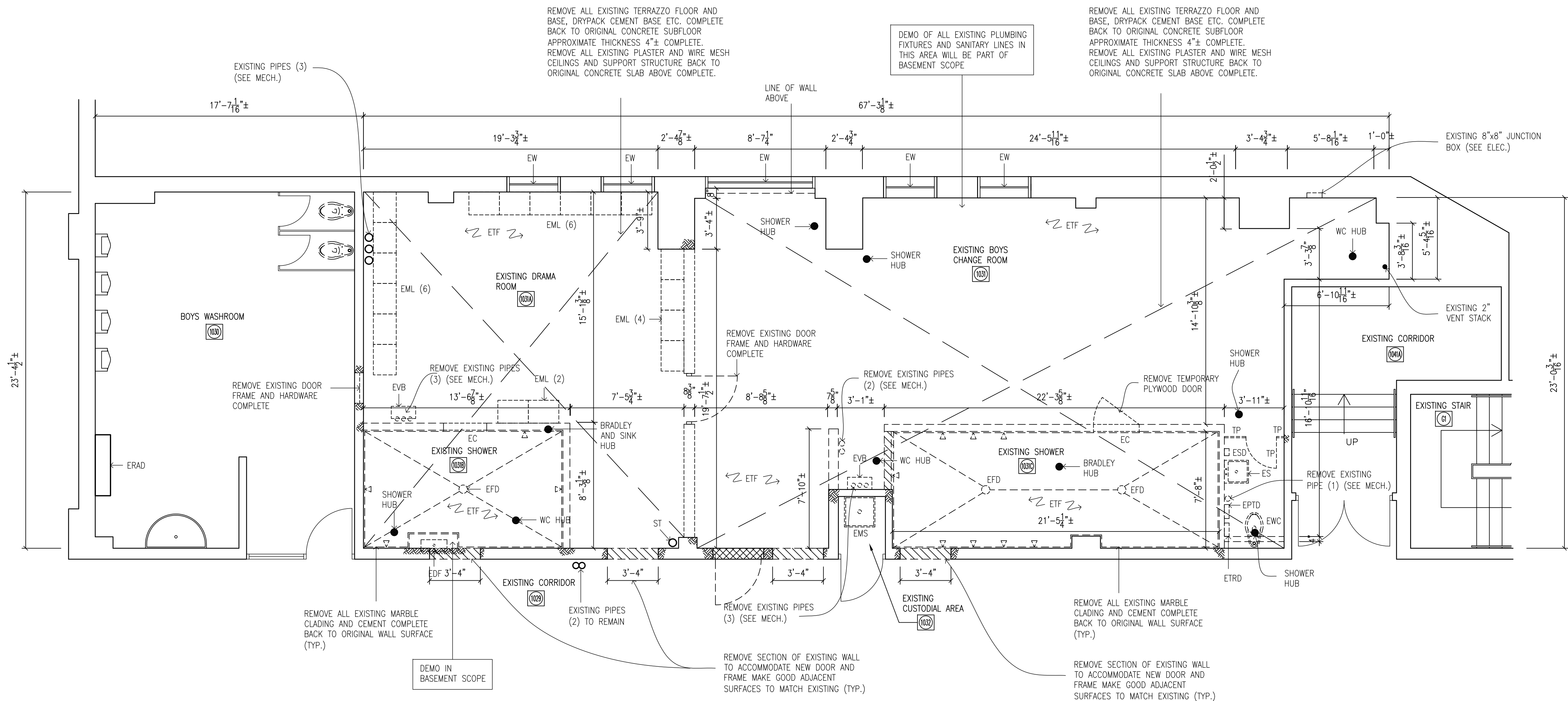


1.	ISSUED FOR TENDER	MAY 19, 2026
No.	REVISIONS	DATE



WESTDALE SECONDARY SCHOOL – PHASE 2  
HAMILTON – WENTWORTH DISTRICT SCHOOL BOARD  
700 MAIN STREET WEST  
HAMILTON, ONTARIO

FIRST FLOOR KEY PLAN ONTARIO BUILDING CODE MATRIX AND GENERAL NOTES	
DRAWN BY:	CHECKED BY:
MS	RGB
DATE:	JOB No.:
MAY 2026	24-107a
SCALE:	SHEET No.:
N.T.S.	A0.01



#### SPECIAL NOTE

USE QUALIFIED FIELD MASON TO REMOVE EXISTING GLAZED, BRICKS AND DOORS TO RECLAIM THESE MATERIALS FOR ALL INFILL AND PATCHING PURPOSES. TOOTH IN ALL MASONRY UNITS TO EXISTING COURSING (TYP.)

#### NOTE

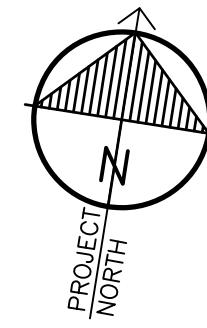
THIS DRAWING IS INCLUDED ONLY FOR CORES AND STUB-UPS FOR FUTURE PLUMBING FIXTURES WORK. ALL EXISTING PLUMBING FIXTURES TO BE REMOVED (SEE MECH.)

PATCH EXISTING HOLES IN FLOOR FLUSH WITH CONCRETE THICKNESS TO MATCH EXISTING FLOOR CONDITION!

#### DEMOLITION LEGEND

- - NEW CORES AND CAPPED OFF STUB-UPS 8" MIN. SANITARY LINES FOR FUTURE CONNECTIONS WILL BE PART OF BASEMENT SCOPE.
- ◁ - REMOVE EXISTING SHOWER HEAD AND VALVE BOX (SEE MEH.)

EXISTING ELEMENTS SHOWN DOTTED TO BE REMOVE MAKE GOOD ADJACENT SERVICES TO MATCH. RECLAIM EXISTING GLAZED CLAY TILE BLOCKS FOR PATCHING AND INFILL TO MATCH INTO EXISTING. WHERE EXISTING DOORS AND FRAMES ARE REMOVED, REMOVE BULLNOSED EXISTING BLOCKS AROUND OPENINGS AND PATCH FLUSH WITH RECLAIMED BLOCKS. ALL INFILL AND PATCHED WALLS GLAZED CLAY TILE MUST BE TOOTHED INTO EXISTING BLOCK COURSING (TYP.)



"All drawings, specifications, related documents and design are the copyright property of the architect and must be returned upon request. Reproduction of the drawings, specifications, related documents and design in whole or in part is strictly forbidden without the architect's written permission."

This drawing shall not be used for construction purposes unless countersigned by:

Richard G. Butterworth, Architect

#### DEMOLITION LEGEND

- EC - EXISTING TERRAZZO CURB 4 1/2" HIGH REMOVE
- EH - REMOVE EXISTING HOOK
- EUR - EXISTING URINAL REMOVE OR REMAIN (SEE MECH.)
- ES - REMOVE EXISTING SINK (SEE MECH.)
- ESD - REMOVE EXISTING SOAP DISPENSER
- EFD - REMOVE EXISTING FLOOR DRAIN
- EBS - EXISTING BENCH / SHELF REMOVE
- ST - EXISTING PLUMBING STACK TO REMAIN (SEE MECH.)
- EDS - EXISTING DESKTOP / SHELF REMOVE
- ESH - EXISTING SHELF REMOVE
- EM - EXISTING MIRROR REMOVE
- EL - EXISTING LOCKERS (QTY) REMOVE
- TP - EXISTING TOILET PARTITION REMOVE
- ERAD - EXISTING RADIATOR REMOVE (SEE MECH.)
- FHC - EXISTING FIRE HOSE CABINET TO REMAIN
- EDF - EXISTING DRINKING FOUNTAIN REMOVE
- EMS - EXISTING MOP SINK REMOVE (SEE MECH.)
- EW - EXISTING WINDOW TO REMAIN
- EML - REMOVE EXISTING METAL LOCKER (QTY)
- EGB - EXISTING GRAB BAR REMOVE
- EVB - REMOVE EXISTING SHOWER VALVE AND BOX (SEE MECH.)
- ESH - REMOVE FIBERGLAS SHOWER UNIT
- EMC - EXISTING MEDICINE CABINET REMOVE
- ED/M - EXISTING DESK AND MILLWORK REMOVE
- ETF - EXISTING TERRAZZO FLOOR REMOVE OR TO REMAIN
- ETRD - EXISTING TOILET ROLL DISPENSER REMOVE AND TURNOVER TO OWNER
- EPTD - EXISTING PAPER TOWEL DISPENSER REMOVE AND TURNOVER TO OWNER
- EFW - EXISTING WOOD FLOOR REMOVE OR TO REMAIN
- EWB - REMOVE EXISTING WALL BASE
- EWC - EXISTING WATER CLOSET REMOVE OR REMAIN (SEE MECH.)
- EWS - EXISTING WALL SIGN



1.	ISSUED FOR TENDER	MAY 19, 2026
No.	REVISIONS	DATE

RICHARD G. BUTTERWORTH	ARCHITECT	IN C.
Architecture	Interior Design	Urban Planning
Amesbury		Ontario

WESTDALE SECONDARY SCHOOL - PHASE 2  
HAMILTON - WENTWORTH DISTRICT SCHOOL BOARD  
700 MAIN STREET WEST  
HAMILTON, ONTARIO

PARTIAL FIRST FLOOR PLAN  
EXISTING PLUMBING HUB LOCATIONS

DRAWN BY:	CHECKED BY:
MS	RGB
DATE:	JOB No.:
MAY 2026	24-107a
SCALE:	SHEET No.:
1/4"=1'-0"	A1.01

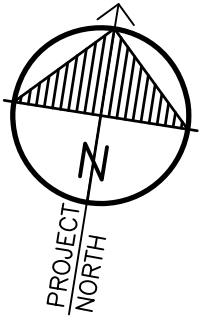
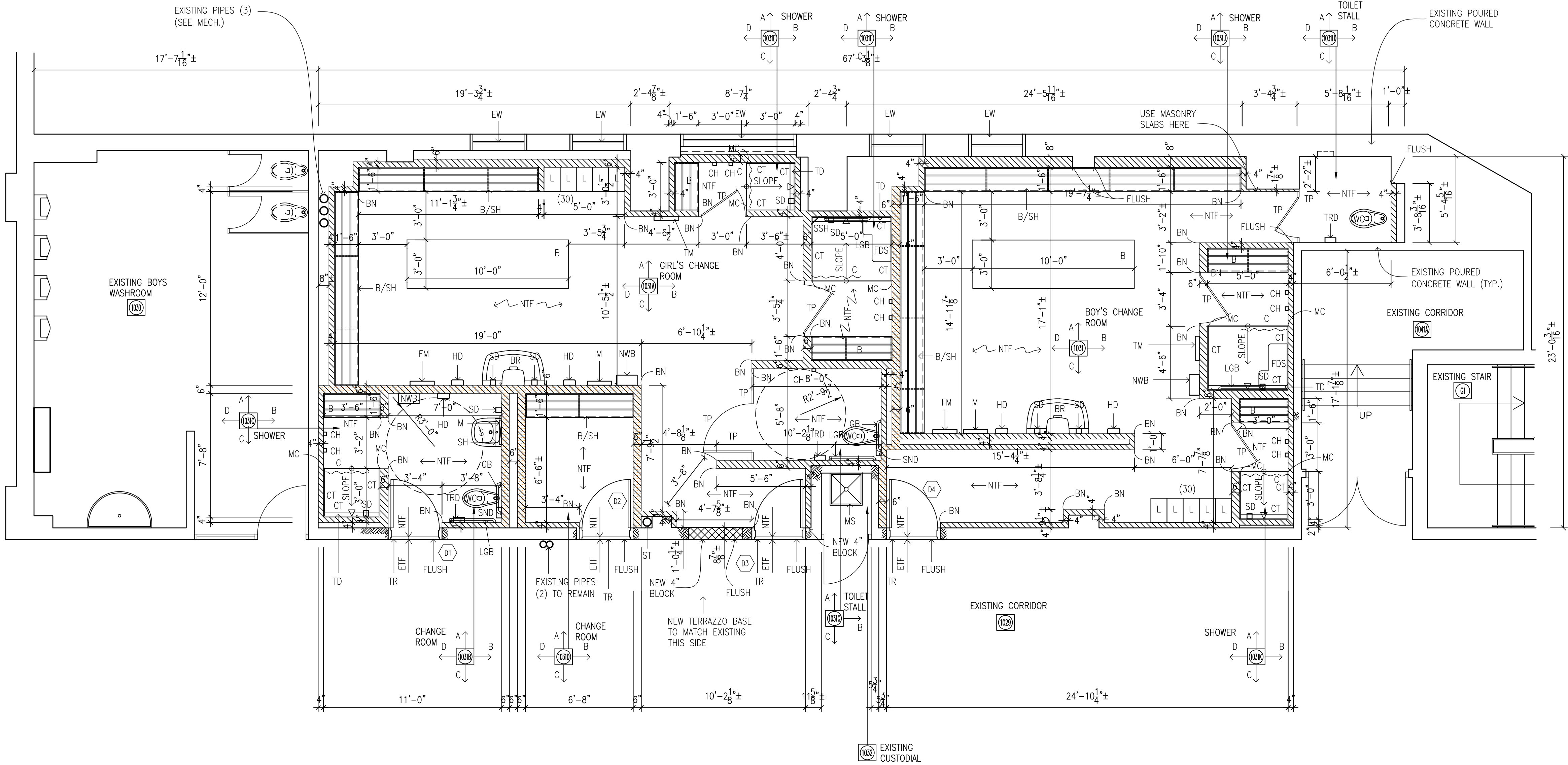


NOTE

THIS DRAWING IS ONLY INCLUDED FOR THE LOCATION OF THE NEW FIXTURES FOR CORES AND STUB-UP FOR FUTURE WORK!

PROPOSED LEGEND

- AP - NEW ACCESS PANEL (SEE SPEC'S)  
B - BENCH (SEE SPEC'S)  
B/S - BENCH / SHELF WITH HOOKS (SEE SPEC'S)  
BN - BULLNOSE CORNER  
BR - NEW WASHFOUNTAIN TERREON MODEL MF2944 FLOOR MOUNT (SEE MECH.)DOB - NEW DOOR OPERATOR BUTTON MOUNT 3'-0" TO TOP (SEE SPEC'S AND ELEC.)  
ETF - EXISTING TERRAZZO FLOOR  
EFG - NEW EXHAUST FAN GRILLE (SEE MECH.)  
EL - NEW RECESSED EMERGENCY LIGHT (SEE ELEC.)  
HD - ELECTRIC HAND DRYER (SEE ELEC.)  
M - MIRROR (SEE SPEC'S)  
FM - FULL MIRROR (SEE SPEC'S)  
TM - TILT MIRROR (SEE SPEC'S)  
TR -  
L - LOCKER (30) AND QUANTITIES (SEE SPEC'S)  
S - NEW SINK / FAUCET (SEE MECH.)  
SH - SHOWER (SEE MECH.)  
SL - SLOPE TO DRAIN (SEE MECH.)  
C - CURTAIN AND ROD (SEE SPEC'S)  
CH - BREAK AWAY COAT / TOWER HOOKS (SEE SPEC'S)  
CT - NEW CERAMIC WALL TILE FULL HEIGHT (SEE SPEC'S)  
WC - NEW TOILET FLUSH VALVE (SEE MECH.)  
NEG - NEW EXHAUST GRILLE (SEE MECH.)  
NWB - NEW WALL MOUNTED WASTE BIN (SEE SPEC'S)  
NSG - NEW SUPPLY AIR GRILLE (SEE MECH.)  
NRG - NEW RETURN AIR GRILLE (SEE MECH.)  
NVB - NEW VENTED GYMNASIUM FLOOR BASE (SEE SPEC'S)  
FDS - FOLD DOWN SEAT (SEE SPEC'S)  
FD - NEW FLOOR DRAIN (SEE SPEC'S AND MECH.)  
GB - 24" STRAIGHT GRAB BAR (SEE SPEC'S)  
LGB - 'L' SHAPE GRAB BAR (SEE SPEC'S)  
TRD - TOILET ROLL DISPENSER SUPPLY BY OWNER AND INSTALLED BY GENERAL CONTRACTOR  
TP - NEW TOILET PARTITION SOLID PHENOLIC IN SHOWERS / CHANGE ROOMS AND METAL IN WASHROOMS (SEE SPEC'S)  
TD - NEW TRENCH DRAIN (SEE MECH.)  
SSH - SHAMPOO SHELF (SEE SPEC'S)  
NOS - NEW OCCUPANCY SENSOR (SEE ELEC.)  
NSD - NEW SMOKE DETECTOR (SEE ELEC.)  
SD - SOAP DISPENSER SUPPLY BY OWNER AND INSTALLED BY GENERAL CONTRACTOR  
SH - STAINLESS STEEL SHELF (SEE SPEC'S)  
SND - SANITARY DISPOSAL SUPPLY BY OWNER AND INSTALLED BY GENERAL CONTRACTOR  
SK - NEW SPEAKER (SEE ELEC.)  
NAP - NEW CEILING ACCESS PANEL (SEE SPEC'S)  
NTF - NEW 3/8" THIN SET SEAMLESS TERRAZZO FLOOR ON DRY PACKED CEMENT BASE  
NCV - NEW CONVECTOR (SEE MECH.)  
LF-1 - NEW 2'x4' FLAT PANEL LED LIGHT FIXTURE (SEE ELEC.)  
LF-2 - NEW 1'x4' FLAT PANEL LED LIGHT FIXTURE (SEE ELEC.)  
LF-3 - NEW 1'x2' FLAT PANEL LED LIGHT FIXTURE (SEE ELEC.)  
MC - METAL CORNER MOLDING FULL HEIGHT (SEE SPEC'S)  
MS - NEW MOP SINK (SEE MECH.)  
LVT - NEW LUXURY VINYL TILE (SEE SPEC'S)  
WS(1) - NEW WALL SIGN (SEE SPEC'S)  
X - NEW EXIT SIGN (SEE ELEC.)  
D - SHOWER HEAD / VALVE (SEE MECH.)  
DENOTES:  
PATCH EXISTING WALLS FLUSH BOTH SIDES TO MATCH EXISTING WITH RECLAIMED MATERIALS  
DENOTES:  
MAKE GOOD EXISTING SURFACES FLUSH TO MATCH EXISTING (TYP.)  
DENOTES:  
NEW CONCRETE BLOCK WALL TO U/S OF EXISTING FLOOR STRUCTURE ABOVE



"All drawings, specifications, related documents and design are the copyright property of the architect and must be returned upon request. Reproduction of the drawings, specifications, related documents and design in whole or in part is strictly forbidden without the architect's written permission."

This drawing shall not be used for construction purposes unless countersigned by:  
Richard G. Butterworth, Architect

LEGEND

- 12'-0" HIGH BLOCK WALLS TO UNDERSIDE OF CONCRETE SLAB.  
ALL OTHER BLOCK WALLS 9'-4" HIGH



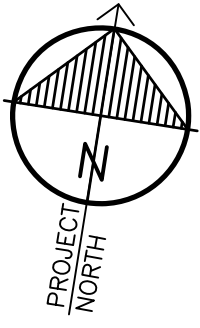
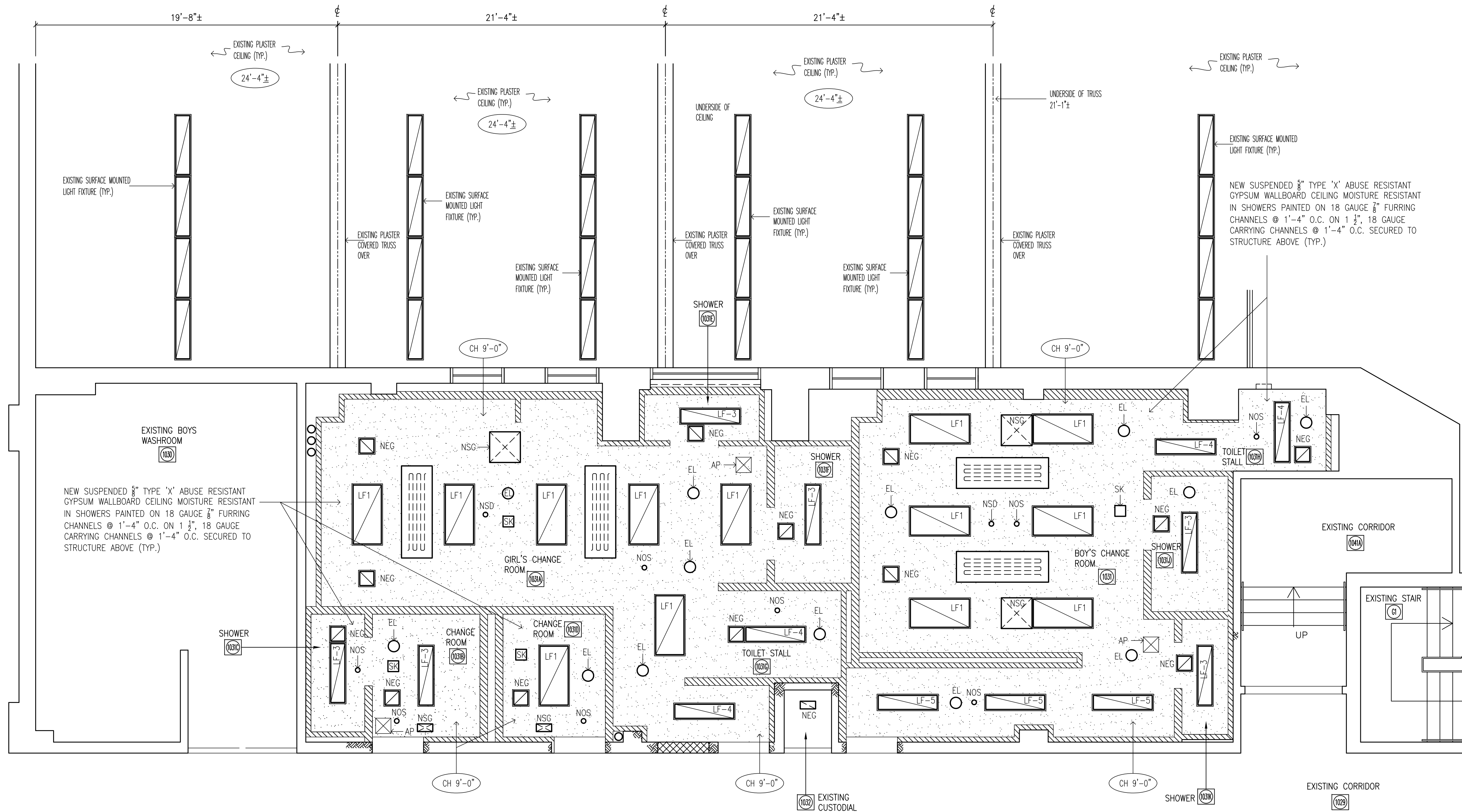
1.	ISSUED FOR TENDER	MAY 19, 2026
No.	REVISIONS	DATE

RICHARD G. BUTTERWORTH  
ARCHITECT  
ARCHITECTURE  
INTERIORS  
URBAN PLANNING  
Ancaster  
Ontario

WESTDALE SECONDARY  
SCHOOL - PHASE 2  
HAMILTON - WENTWORTH  
DISTRICT SCHOOL BOARD  
700 MAIN STREET WEST  
HAMILTON, ONTARIO

PARTIAL FIRST FLOOR PLAN  
PROPOSED

DRAWN BY:	CHECKED BY:
MS	RGB
DATE:	JOB No.:
MAY 2026	24-107a
SCALE:	SHEET No.:
1/4"=1'-0"	A2.01



ONTARIO ASSOCIATION  
of  
ARCHITECTS  
RICHARD G. BUTTERWORTH  
LICENCE  
3859  
May 19, 2026

"All drawings, specifications, related documents and design are the copyright property of the architect and must be returned upon request. Reproduction of the drawings, specifications, related documents and design in whole or in part is strictly forbidden without the architect's written permission."

This drawing shall not be used for construction purposes unless countersigned by:  
Richard G. Butterworth, Architect

#### PROPOSED LEGEND

- EL - NEW EMERGENCY LIGHT FIXTURE (SEE ELEC.)
- NEG - NEW EXHAUST GRILLE (SEE MECH.)
- NSG - NEW SUPPLY AIR GRILLE (SEE MECH.)
- NRG - NEW RETURN AIR GRILLE (SEE MECH.)
- NOS - NEW OCCUPANCY SENSOR (SEE ELEC.)
- NSD - NEW SMOKE DETECTOR (SEE ELEC.)
- NHS - NEW HORN STROBE (SEE ELEC.)
- SK - NEW PUBLIC ADDRESS SPEAKER (SEE ELEC.)
- LF-1 - NEW 2'x4' LED LIGHT FIXTURE (SEE ELEC.)
- LF-2 - NEW 1'x4' LED LIGHT FIXTURE (SEE ELEC.)
- LF-3 - NEW 1'x4' LED LIGHT FIXTURE (SEE ELEC.)
- LF-4 - NEW 1'x4' LED LIGHT FIXTURE (SEE ELEC.)
- LF-5 - NEW 1'x4' LED LIGHT FIXTURE (SEE ELEC.)

- NEW SUSPENDED GYPSUM WALLBOARD CEILING PAINTED
- NEW GYPSUM WALLBOARD BULKHEAD 1-LAYER 5/8" MOISTURE RESISTANT GYPSUM WALLBOARD PAINTED ON 3 5/8" METAL STUDS @ 1'-4" O.C., 20 GAUGE
- NEW ACCESS PANEL (SEE MECH.)
- NEW CEILING RADIATION PANEL (SEE MECH.)



1.	ISSUED FOR TENDER	MAY 19, 2026
No.	REVISIONS	DATE

RICHARD G. BUTTERWORTH  
ARCHITECT  
ARCHITECTURE  
INTERIORS  
URBAN PLANNING  
Ancaster Ontario

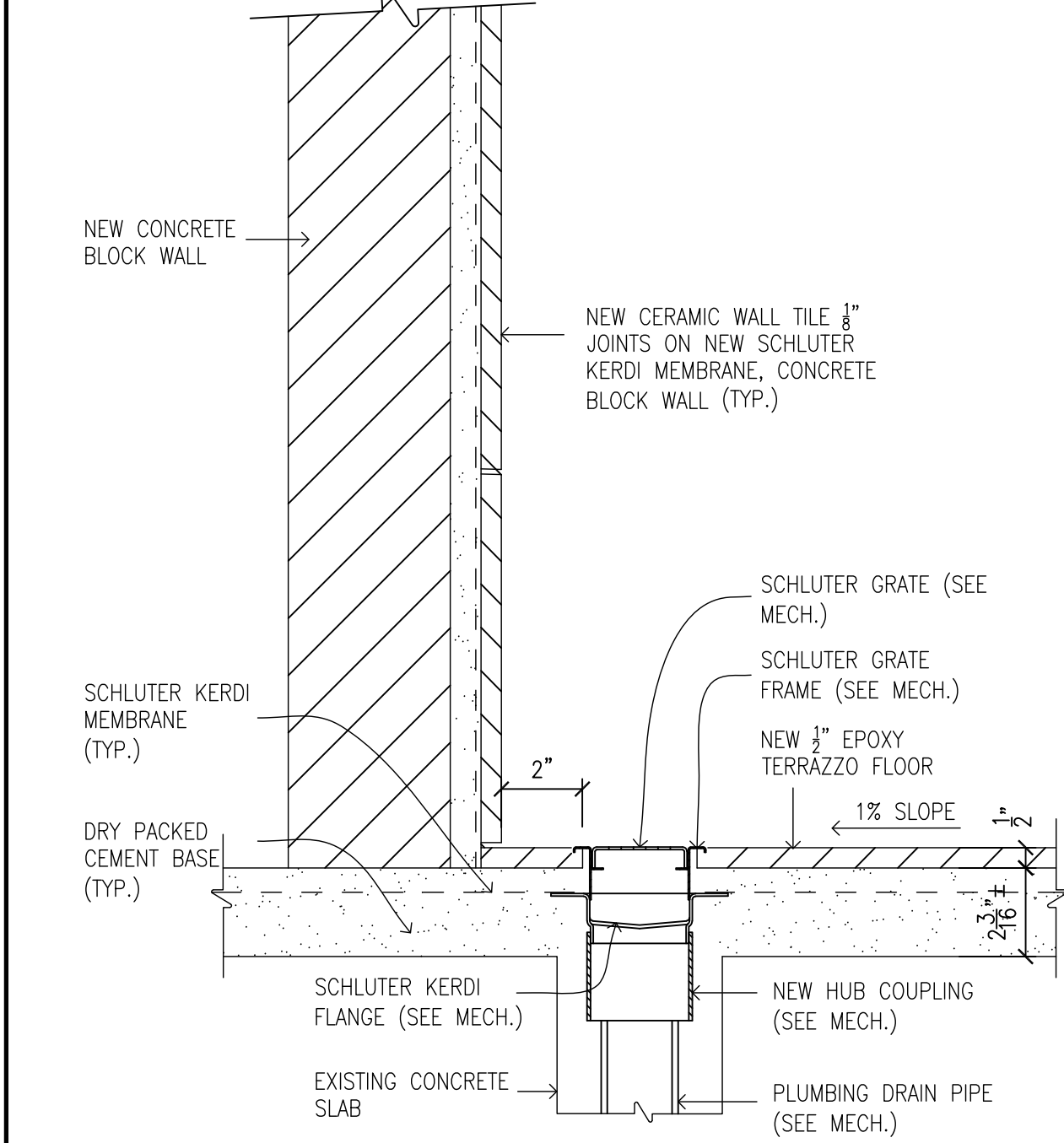
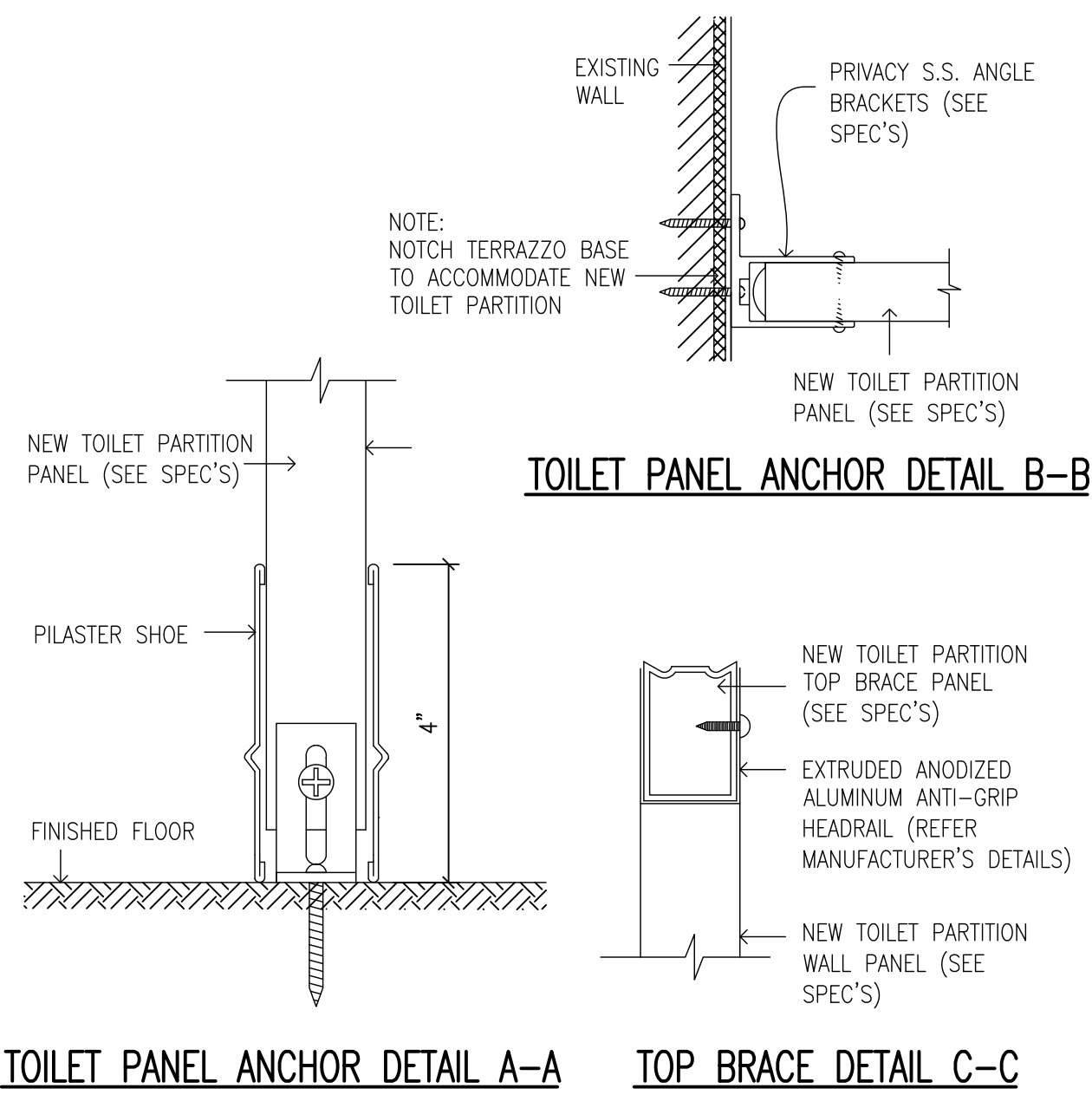
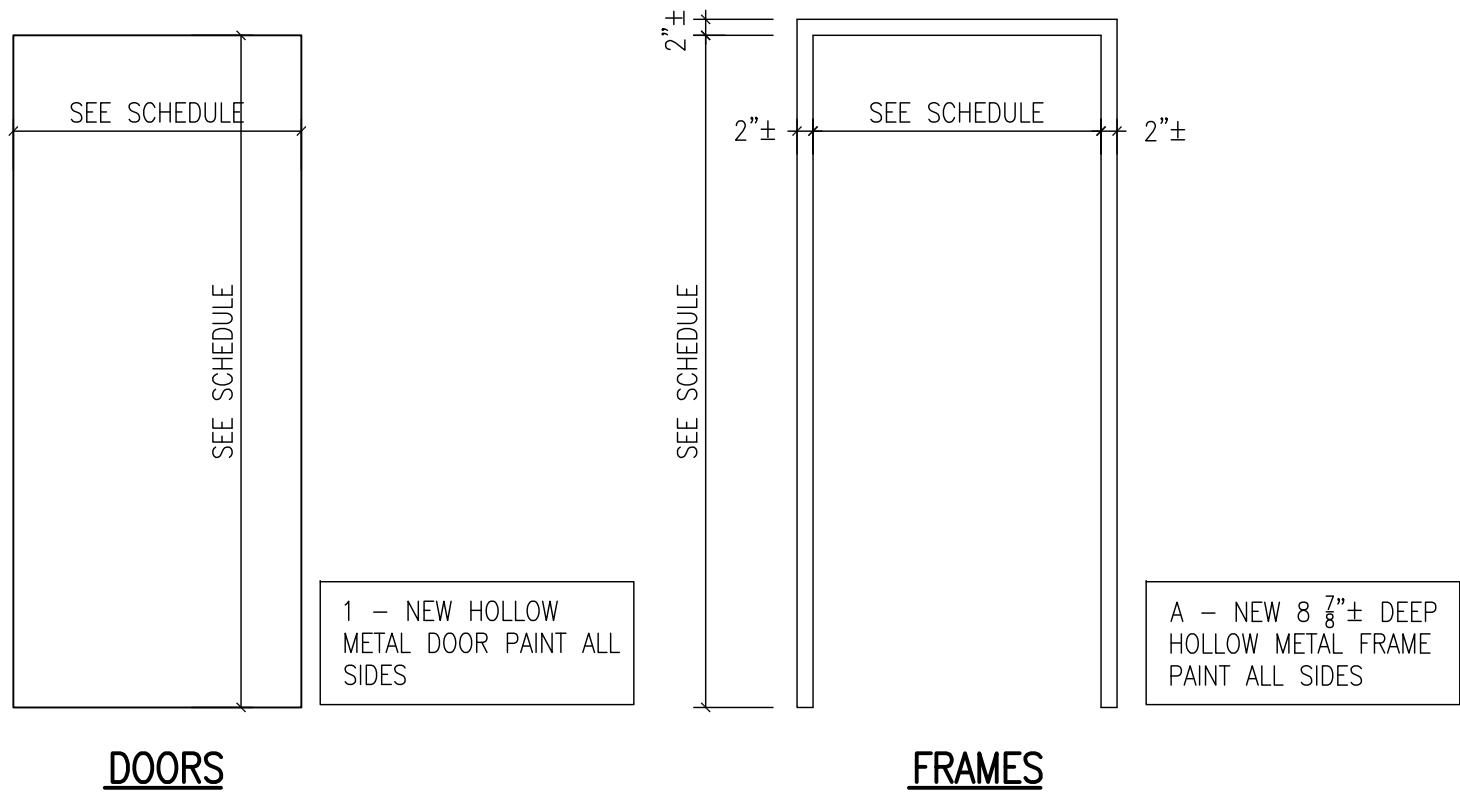
WESTDALE SECONDARY  
SCHOOL - PHASE 2  
HAMILTON - WENTWORTH  
DISTRICT SCHOOL BOARD  
700 MAIN STREET WEST  
HAMILTON, ONTARIO

#### PARTIAL FIRST FLOOR REFLECTED CEILING PLAN PROPOSED

DRAWN BY:	CHECKED BY:
MS	RGB
DATE:	JOB No.:
MAY 2026	24-107a
SCALE:	SHEET No.:
1/4"=1'-0"	A3.01



DOOR										FRAME					REMARKS
No.	QUANTITY	WIDTH	HEIGHT	THICKNESS	TYPE	MATERIAL	FINISH	GLASS	LABEL	TYPE	MATERIAL	FINISH	GLASS	LABEL	
D1	1	3'-0"	7'-0"	1 3/4"	1	HM	PAINTED	-	1 HR	A	HM	PAINTED	-	1 HR	
D2	1	↓	↓	↓	↓	↓	↓	↓	1 HR	↓	↓	↓	↓	1 HR	
D3	1	↓	↓	↓	↓	↓	↓	↓	-	↓	↓	↓	↓	-	
D4	1	↓	↓	↓	↓	↓	↓	↓	-	↓	↓	↓	↓	-	

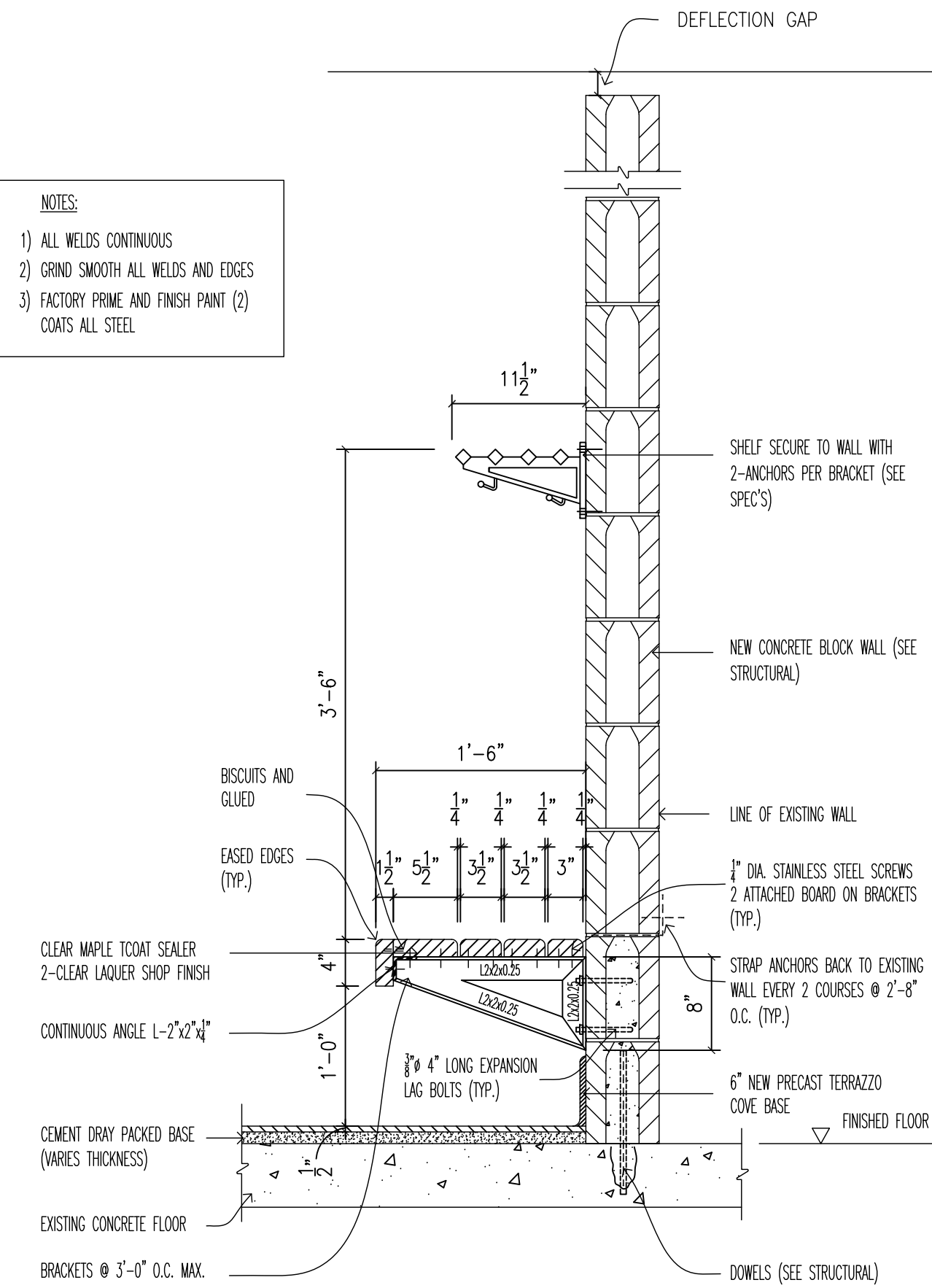
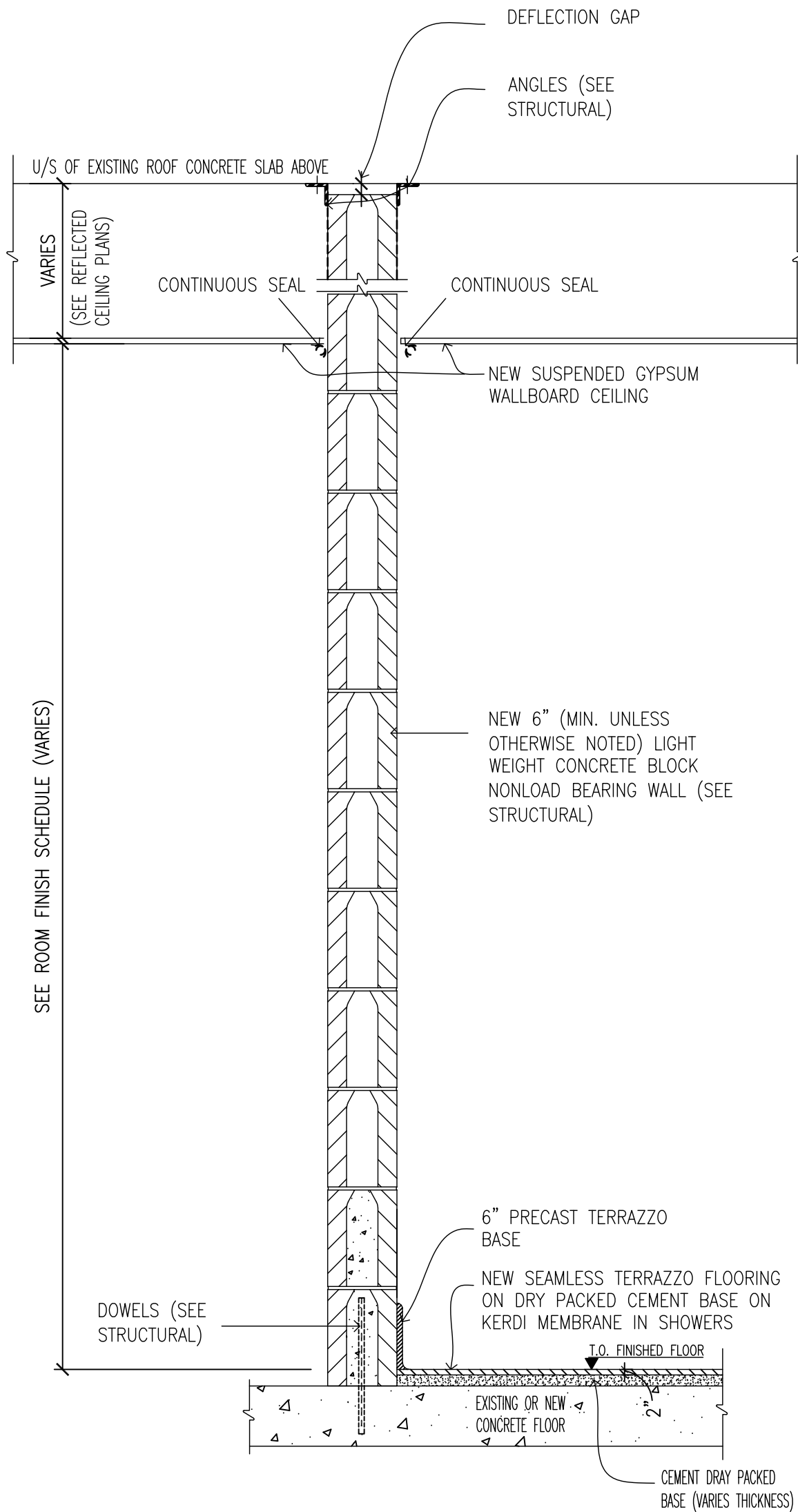


1 DOOR SCHEDULE  
A4.01 N.T.S.

2 DOORS AND FRAMES DETAIL  
A4.01 N.T.S.

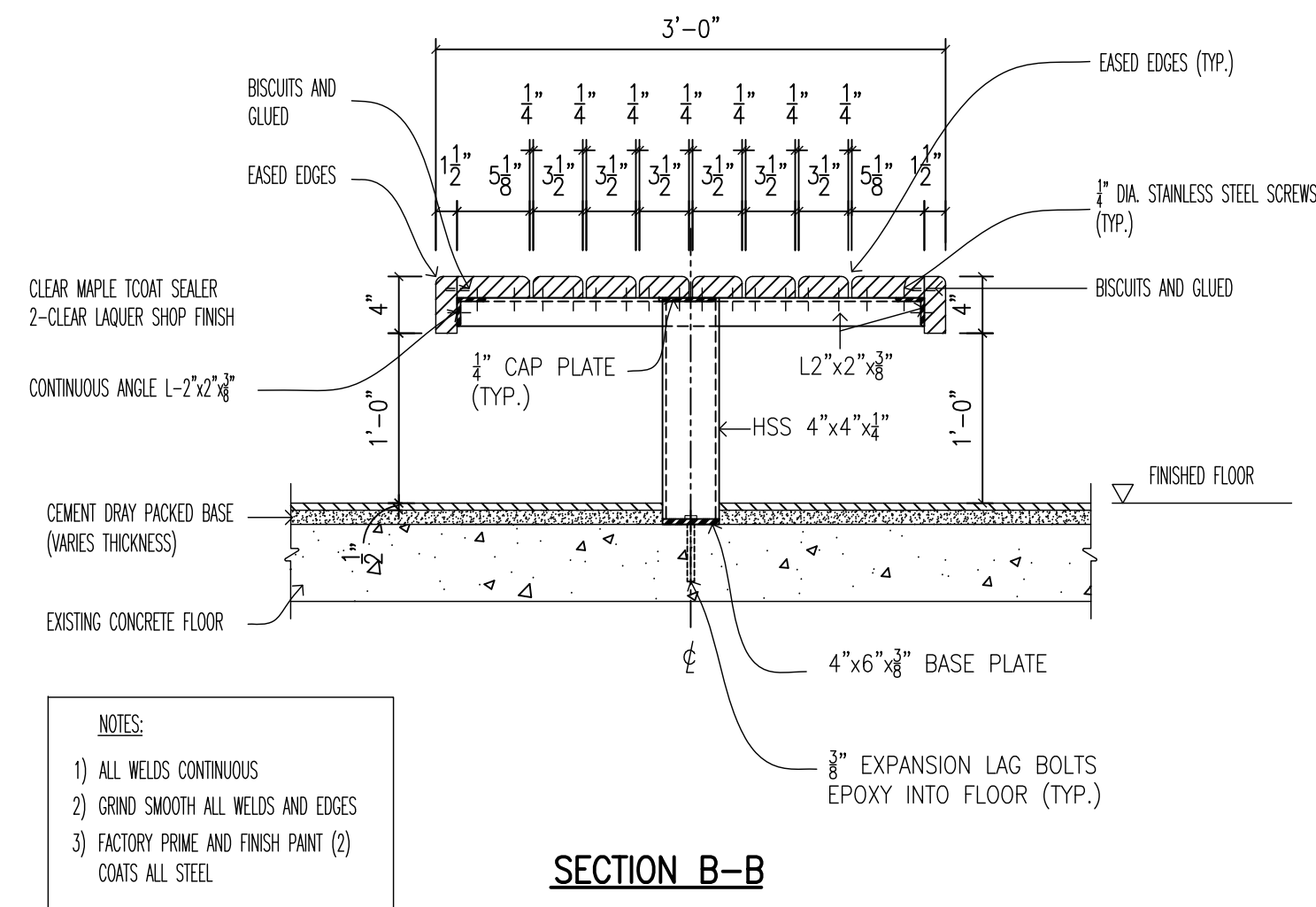
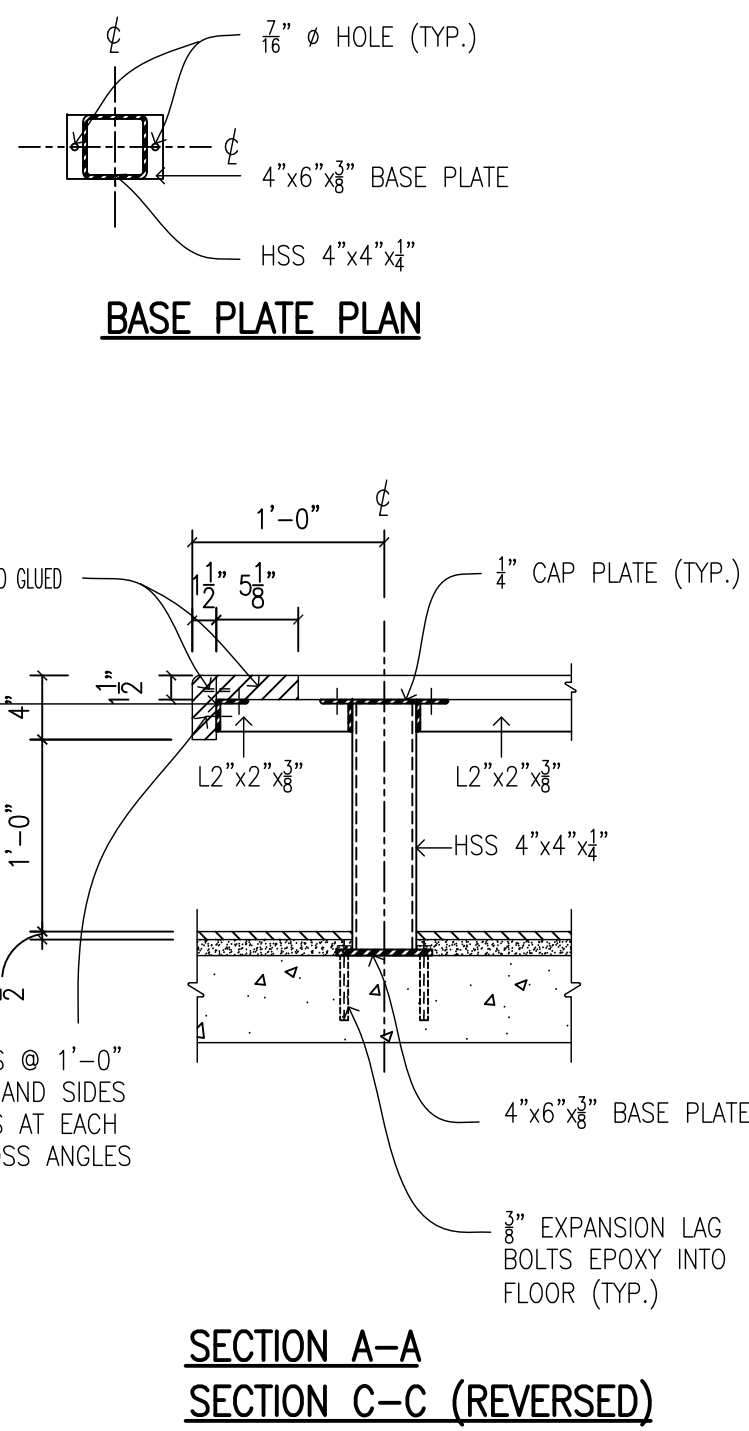
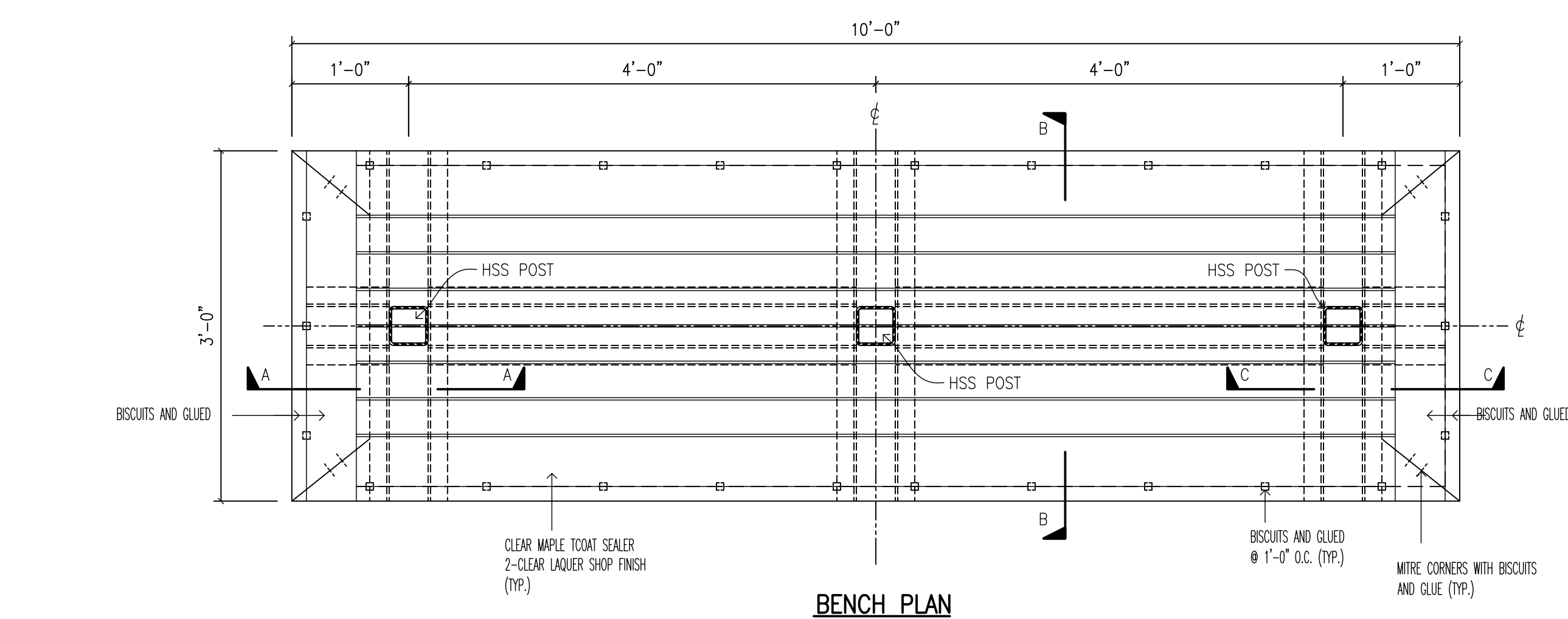
6 TOILET PARTITION DETAILS  
A4.01 N.T.S.

7 SHOWER LINEAR DRAIN DETAIL  
A4.01 3/4\"/>

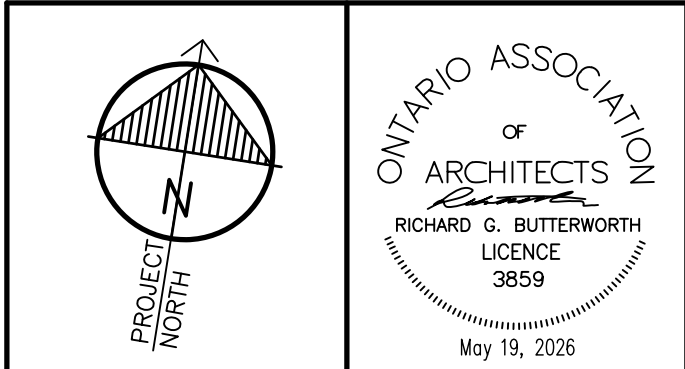


3 NEW CONCRETE BLOCK PARTITION WALL SECTION  
A4.01 N.T.S.

4 WALL BENCH / SHELF DETAIL  
A4.01 1\"/>




5 FREE STANDING BENCH DETAIL  
A4.01 1\"/>



"All drawings, specifications, related documents and design are the copyright property of the architect and must be returned upon request. Reproduction of the drawings, specifications, related documents and design in whole or in part is strictly forbidden without the architect's written permission."

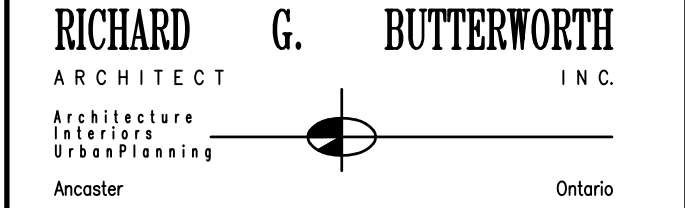
This drawing shall not be used for construction purposes unless countersigned by:

Richard G. Butterworth, Architect



1.	ISSUED FOR TENDER	MAY 19, 2026
----	-------------------	--------------

No.	REVISIONS	DATE
-----	-----------	------



**WESTDALE SECONDARY SCHOOL - PHASE 2**  
**HAMILTON - WENTWORTH DISTRICT SCHOOL BOARD**  
700 MAIN STREET WEST  
HAMILTON, ONTARIO

**DOORS AND FRAMES SCHEDULE AND DETAILS BENCH DETAILS**

DRAWN BY:	CHECKED BY:
MS	RGB
DATE:	JOB No.:
MAY 2026	24-107a
SCALE:	SHEET No.:
AS SHOWN	A4.01

ROOM FINISH SCHEDULE										
No.	ROOM NAME	FLOOR FINISH	BASE	WALLS				CEILING		REMARKS
				NORTH	EAST	SOUTH	WEST	FINISH	HEIGHT	
0003	GIRL'S CHANGE ROOM	SEAMLESS TERRAZZO	6" PRECAST TERRAZZO	CONCRETE BLOCK PAINTED				GYPSUM WALLBOARD PAINTED	9'-0"	
0003A	VESTIBULE								8'-0"	
0004H	WASHROOM								9'-0"	
0005	BOY'S CHANGE ROOM								9'-0"	
0004E	NEW GYMNASIUM OFFICE	LVL	6" RCB		EXISTING BRICK PAINTED	CONCRETE BLOCK PAINTED	EXISTING BRICK PAINTED	SUSPENDED ACOUSTIC TILE AND GRID	8'-0"	
0004F	WASHROOM	SEAMLESS TERRAZZO	6" PRECAST TERRAZZO					GYPSUM WALLBOARD PAINTED	8'-0"	
0004G	WASHROOM	SEAMLESS TERRAZZO	6" PRECAST TERRAZZO					GYPSUM WALLBOARD PAINTED	8'-0"	MOISTURE RESISTANCE GYPSUM WALLBOARD
0007A	NEW STORAGE ROOM	LVL	6" RCB	CONCRETE BLOCK PAINTED	EXISTING BRICK PAINTED	EXISTING BRICK PAINTED	EXISTING BRICK PAINTED	EXISTING CONCRETE PAINTED / GYPSUM WALLBOARD PAINTED	7'-4"±	
0007B	EXISTING VESTIBULE	LVL	6" RCB	EXISTING BRICK PAINTED	EXISTING BRICK PAINTED	EXISTING BRICK PAINTED / CONCRETE BLOCK PAINTED	EXISTING BRICK PAINTED	EXISTING CONCRETE PAINTED	EXISTING	
1031	BOY'S CHANGE ROOM	SEAMLESS TERRAZZO	6" PRECAST TERRAZZO	CONCRETE BLOCK PAINTED				GYPSUM WALLBOARD PAINTED	9'-0"	
1031A	GIRL'S CHANGE ROOM									
1031B	CHANGE ROOM									
1031C	SHOWER		CERAMIC TILE / 6" PRECAST TERRAZZO		CERAMIC TILE / CONCRETE BLOCK PAINTED	CERAMIC TILE	CERAMIC TILE / CONCRETE BLOCK PAINTED			PAIN T EXISTING SITE WING
1031D	CHANGE ROOM		6" PRECAST TERRAZZO							
1031E	SHOWER		CERAMIC TILE / 6" PRECAST TERRAZZO	CERAMIC TILE / CONCRETE BLOCK PAINTED	CERAMIC TILE / CONCRETE BLOCK PAINTED	CONCRETE BLOCK PAINTED	CERAMIC TILE / CONCRETE BLOCK PAINTED			
1031F	SHOWER		CERAMIC TILE / 6" PRECAST TERRAZZO	CERAMIC TILE / CONCRETE BLOCK PAINTED	-	-	-			
1031G	TOILET STALL		6" PRECAST TERRAZZO	CONCRETE BLOCK PAINTED			-			CLEAN EXISTING CEILING GRID
1031H	TOILET STALL		6" PRECAST TERRAZZO	EXISTING CONCRETE PAINTED	EXISTING CONCRETE PAINTED / CONCRETE BLOCK PAINTED	EXISTING CONCRETE PAINTED	EXISTING CONCRETE PAINTED / CONCRETE BLOCK PAINTED			REGROUT ALL CERAMIC TILE
1031J	SHOWER		CERAMIC TILE / 6" PRECAST TERRAZZO	CONCRETE BLOCK PAINTED	CERAMIC TILE / CONCRETE BLOCK PAINTED					
1031K	SHOWER		CERAMIC TILE / 6" PRECAST TERRAZZO	CERAMIC TILE / CONCRETE BLOCK PAINTED	CERAMIC TILE / CONCRETE BLOCK PAINTED	CONCRETE BLOCK PAINTED	CERAMIC TILE / CONCRETE BLOCK PAINTED			
2021	EXISTING CORRIDOR	-	PATCH EXISTING TERRAZZO BASE TO MATCH	-	PATCH EXISTING BRICK TO MATCH	-	PATCH EXISTING BRICK TO MATCH	-	-	
2022	EXISTING GYMNASIUM STORAGE	-	NEW TERRAZZO BASE TO MATCH	-	-	-	-	-	-	
2022A	EXISTING VESTIBULE	SEAMLESS TERRAZZO	NEW TERRAZZO BASE TO MATCH	EXISTING BRICK PAINTED	EXISTING BRICK PAINTED / CONCRETE BLOCK PAINTED	-	PATCH EXISTING BRICK TO MATCH	GYPSUM WALLBOARD PAINTED	EXISTING FLUSH	
2023	VESTIBULE	SEAMLESS TERRAZZO	6" PRECAST TERRAZZO BASE	CONCRETE BLOCK PAINTED				GYPSUM WALLBOARD PAINTED	8'-0"	
2024	EXISTING GYMNASIUM	-	NEW VENTED VINYL BASE ON SOUTH WALL	-	-	PATCH EXISTING BRICK TO MATCH	-	-	-	
2024A	GYMNASIUM OFFICE	LVL	6" RCB	CONCRETE BLOCK PAINTED				SUSPENDED ACOUSTIC TILE AND GRID	9'-0"	
2024B	WASHROOM	SEAMLESS TERRAZZO	6" PRECAST TERRAZZO		CONCRETE BLOCK PAINTED			GYPSUM WALLBOARD PAINTED	9'-0"	
2024C	CORRIDOR		6" PRECAST TERRAZZO		CONCRETE BLOCK PAINTED					
2024D	WASHROOM		6" PRECAST TERRAZZO		CONCRETE BLOCK PAINTED					
2024E	SHOWER		CERAMIC TILE	CERAMIC TILE			-			
2024F	SHOWER		CERAMIC TILE	CERAMIC TILE	CERAMIC TILE	-	CERAMIC TILE			
2024G	WASHROOM		6" PRECAST TERRAZZO	CONCRETE BLOCK PAINTED						
2025	BOY'S CHANGE ROOM		6" PRECAST TERRAZZO	CONCRETE BLOCK PAINTED						
2025A	SHOWER		CERAMIC TILE	CERAMIC TILE / CONCRETE BLOCK PAINTED	CONCRETE BLOCK PAINTED	CERAMIC TILE / CONCRETE BLOCK PAINTED	CERAMIC TILE			SHOWER WALLS CERAMIC TILE
2025B	SHOWER		CERAMIC TILE	CERAMIC TILE / CONCRETE BLOCK PAINTED	CERAMIC TILE	CERAMIC TILE / CONCRETE BLOCK PAINTED	CONCRETE BLOCK PAINTED			MOISTURE RESISTANCE GYPSUM WALLBOARD
2025C	TOILET STALL		6" PRECAST TERRAZZO	-	CONCRETE BLOCK PAINTED					MOISTURE RESISTANCE GYPSUM WALLBOARD
2026A	GIRL'S CHANGE ROOM		6" PRECAST TERRAZZO	CONCRETE BLOCK PAINTED						
2026B	SHOWER		CERAMIC TILE	CERAMIC TILE / CONCRETE BLOCK PAINTED	CONCRETE BLOCK PAINTED	CERAMIC TILE / CONCRETE BLOCK PAINTED	CERAMIC TILE			
2026C	SHOWER		CERAMIC TILE	CERAMIC TILE / CONCRETE BLOCK PAINTED	CONCRETE BLOCK PAINTED	CERAMIC TILE / CONCRETE BLOCK PAINTED	CERAMIC TILE			MOISTURE RESISTANCE GYPSUM WALLBOARD
2026D	TOILET STALL		6" PRECAST TERRAZZO	CONCRETE BLOCK PAINTED	-	-	CONCRETE BLOCK PAINTED			MOISTURE RESISTANCE GYPSUM WALLBOARD
2026E	CORRIDOR		6" PRECAST TERRAZZO	CERAMIC TILE / CONCRETE BLOCK PAINTED	EXISTING BRICK PAINTED	CONCRETE BLOCK PAINTED	CONCRETE BLOCK PAINTED		12'-0"±	

NOTES AND LEGEND

1. WHERE ALL EXISTING ELEMENTS TO BE REMOVED. PATCH ALL ADJACENT SURFACES FLUSH TO MATCH EXISTING.

2. EXISTING FLOORING AND BASE TO BE REMOVED. PATCH AND LEVEL CONCRETE SUB-FLOORING WHERE REQUIRED AND CLEAN BEFORE APPLYING NEW FLOORING AND BASE.

3. EXISTING BULKHEAD WALLS & CEILINGS, REMOVE ALL LOOSE FINISHES AND PATCH ALL HOLES, CRACKS, ETC. FLUSH TO MATCH WITH EXISTING BEFORE APPLYING NEW FINISHES.

4. REMOVE CLEAN AND REINSTALL ALL MECHANICAL GRILLS. PAINT ALL GRILLS, RADS, ETC. PREVIOUSLY PAINTED.

5. WHERE NEW FLOORING & BASE TO BE INSTALLED, REMOVE ALL EXISTING FINISHED FLOOR & BASE MATERIALS PATCH & LEVEL EXISTING SUB FLOOR, PROVIDE NEW TRANSITION THRESHOLDS TO EXISTING FLOORING IF REQUIRED.

6. PAINT ALL EXISTING OR NEW MECHANICAL AND ELECTRICAL ITEMS ON WALLS AND CEILINGS, BOXES, CONDUITS ETC. INCLUDING ALL PREVIOUSLY PAINTED ITEMS.
7. SCAN ALL FLOORS FOR UNDERGROUND SERVICES BEFORE CORING OR CUTTING.

8. PATCH ALL HOLES IN WALLS AND PLASTER CEILINGS FLUSH TO MATCH EXISTING.

9. GENERAL CONTRACTOR TO SITE VERIFY ALL DIMENSIONS.

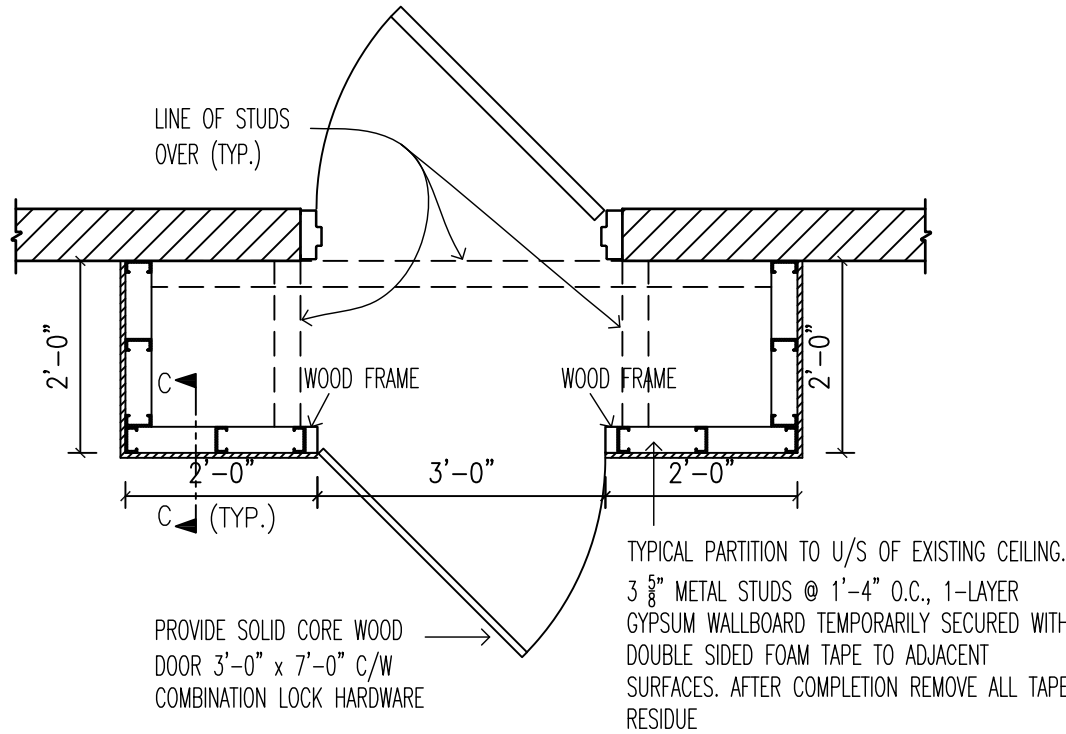
10. ALL WALLS TO HAVE 2-FINISHED COATS AND 1-COAT COLOUR BLOCK PRIMER.

11. ON EXISTING SURFACES USE SPECIAL PRIMER FOR EXISTING OIL BASED PAINT TO NEW PAINTED SURFACES.

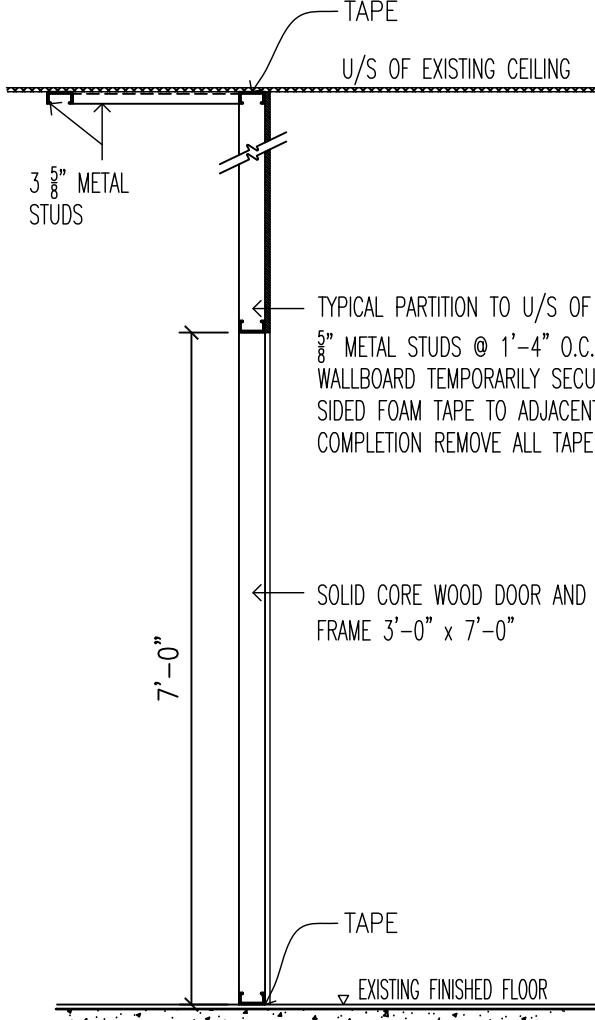
12. PAINT ALL EXPOSED PIPING, DUCTWORK AND GRILLES AT CEILINGS AND WALLS.

13. REMOVE AND REINSTALL ALL ITEMS SUCH AS FIRE EXTINGUISHERS, WIRE GUARD CAGES, NOTICE PLAQUES, SIGNS, WALL MATTS, ETC. ALL OTHER ITEMS TO BE FULLY MASKED OFF BEFORE PAINTING.

14. ALL EXISTING WALL GRAPHICS, LETTERING OR LOGOS TO BE PAINTED OVER USE COLOUR BLOCKING PRIMER.
15. DO NOT PAINT ANY RED FIRE EXTINGUISHER CABINETS OR GRILLES.

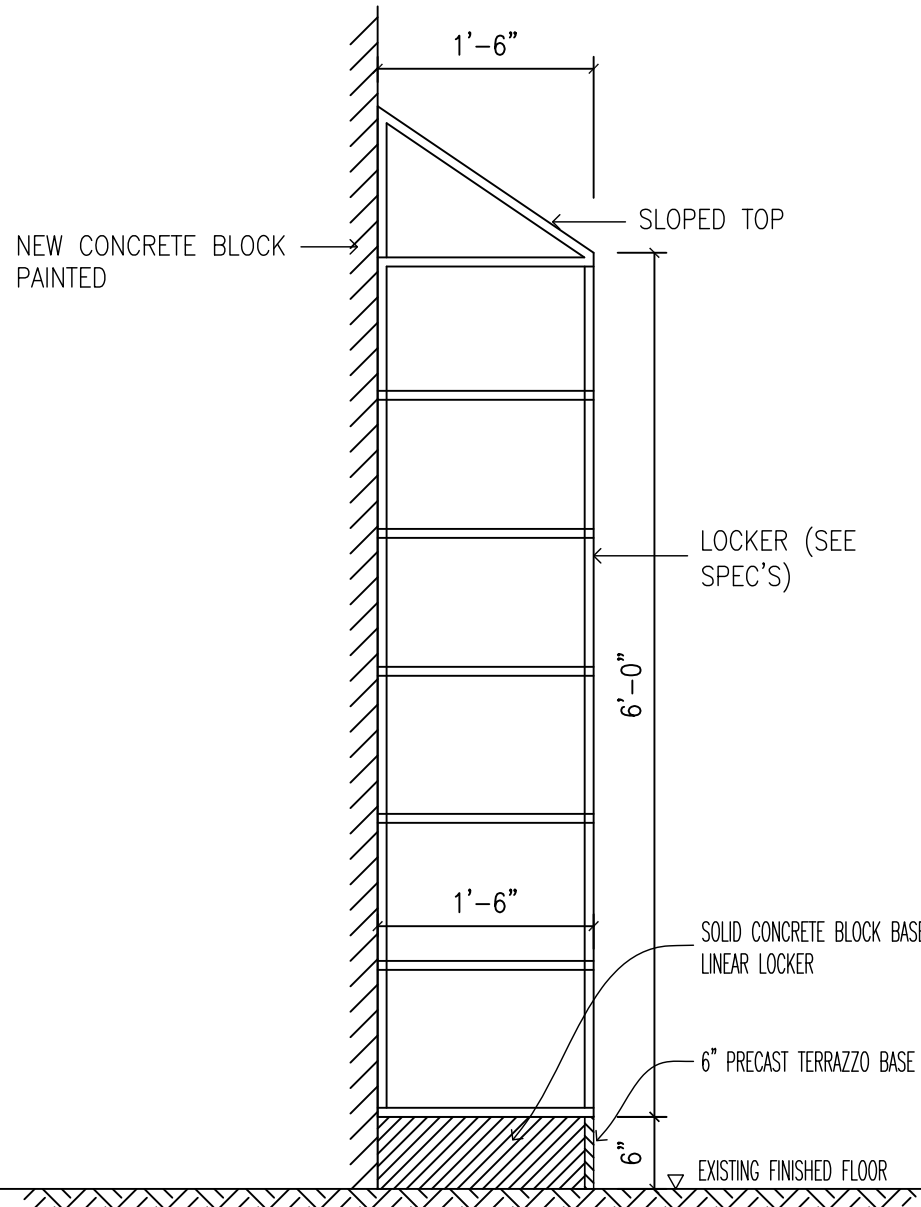


PLAN

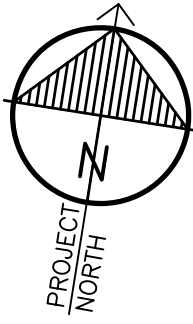


SECTION C-C

2 TYPICAL TEMPORARY CONSTRUCTION HOARDING DETAIL  
A4.02 1/2"=1'-0"



3 LOCKER SECTION  
A4.02 3/4"=1'-0"



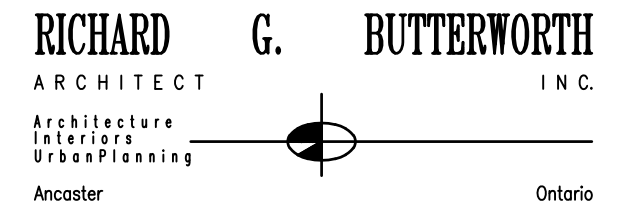
"All drawings, specifications, related documents and design are the copyright property of the architect and must be returned upon request. Reproduction of the drawings, specifications, related documents and design in whole or in part is strictly forbidden without the architect's written permission."

This drawing shall not be used for construction purposes unless countersigned by:

Richard G. Butterworth, Architect



1.	ISSUED FOR TENDER	MAY 19, 2026
No.	REVISIONS	DATE

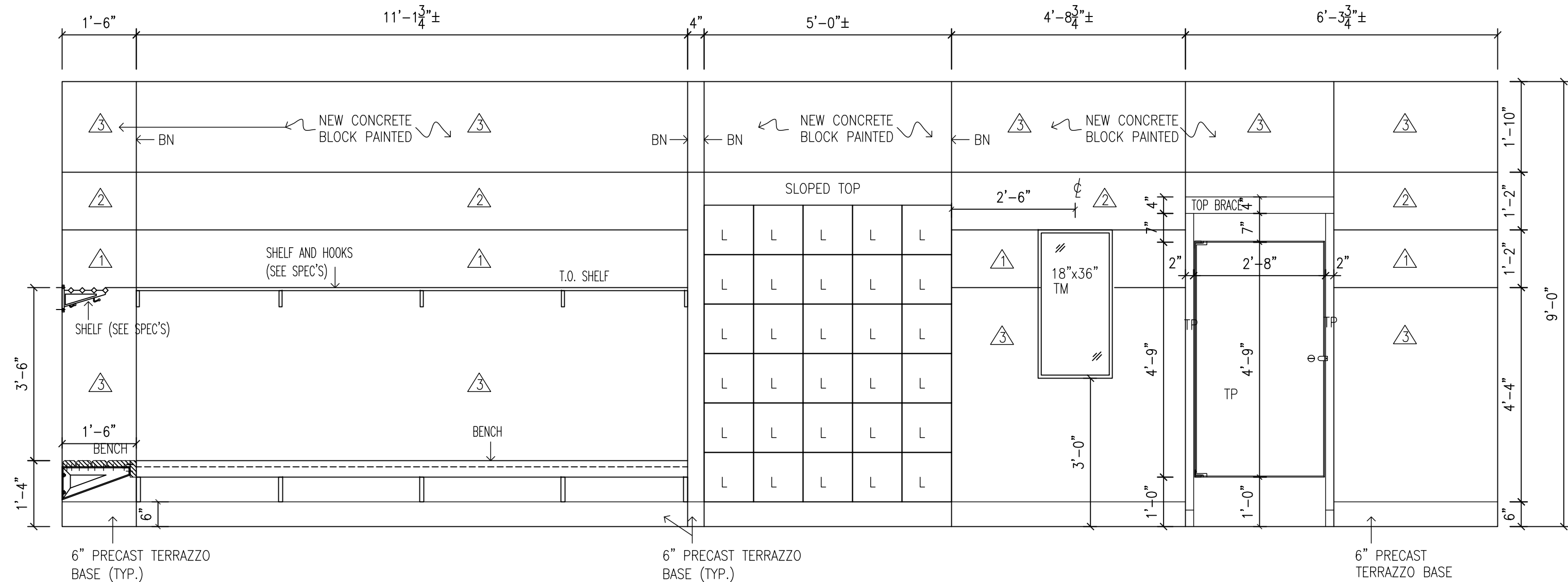


WESTDALE SECONDARY SCHOOL – PHASE 2  
HAMILTON – WENTWORTH DISTRICT SCHOOL BOARD  
700 MAIN STREET WEST  
HAMILTON, ONTARIO

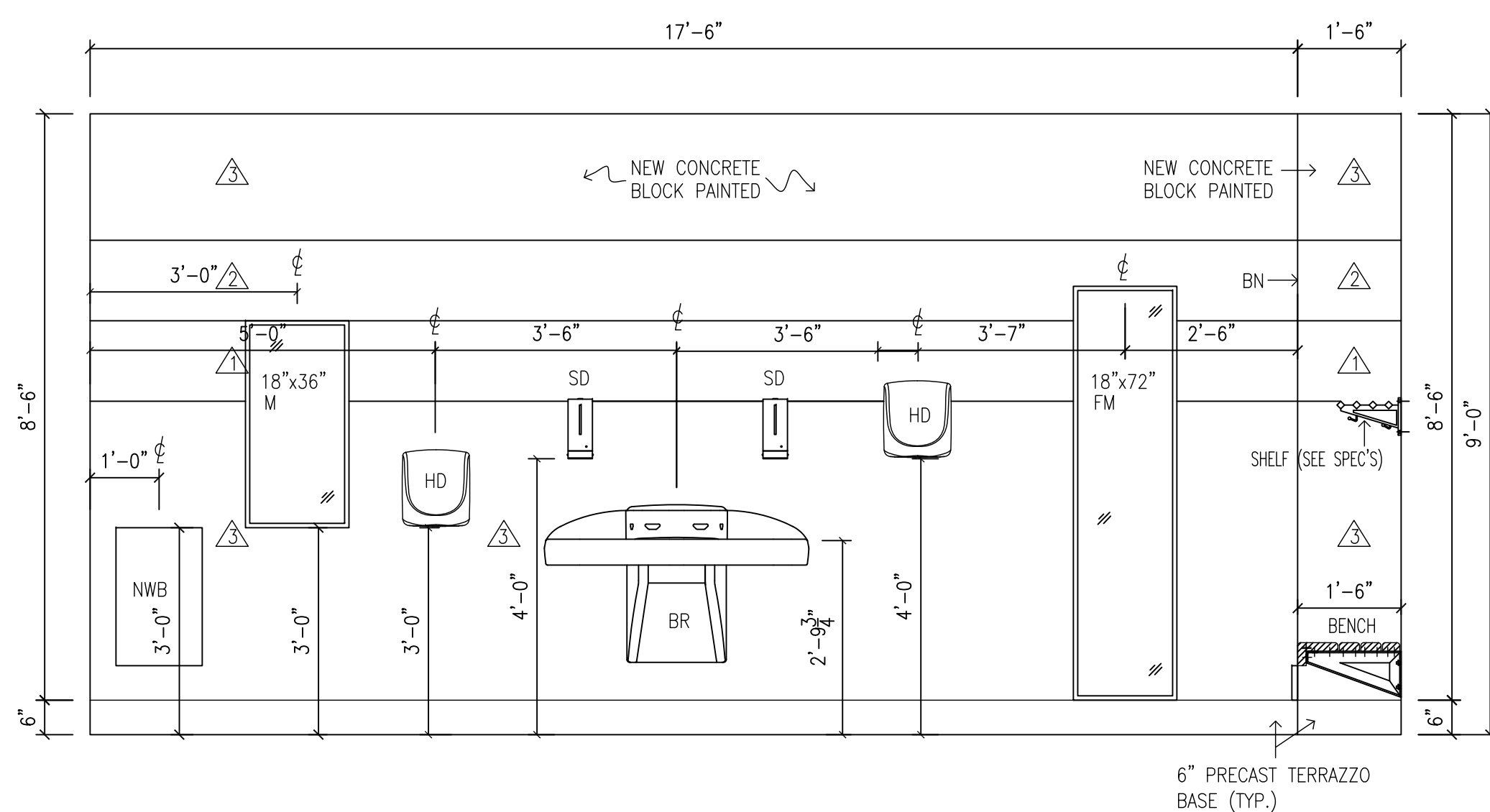
ROOM FINISH SCHEDULE AND DETAILS

DRAWN BY:	CHECKED BY:
MS	RGB
DATE:	JOB No.:
MAY 2026	24-107a
SCALE:	SHEET No.:
AS SHOWN	A4.02

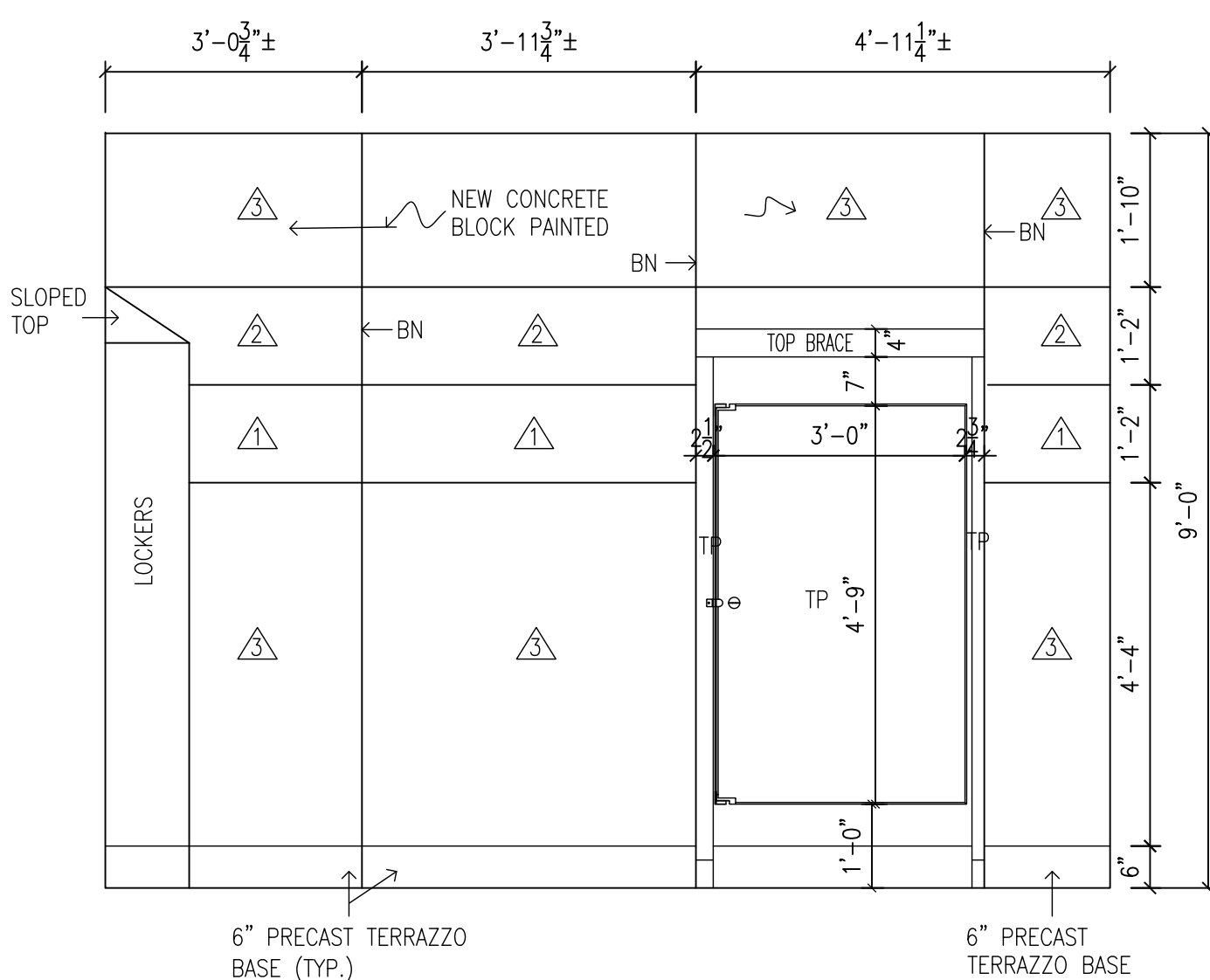
1 ROOM FINISH SCHEDULE  
A4.02 N.T.S.



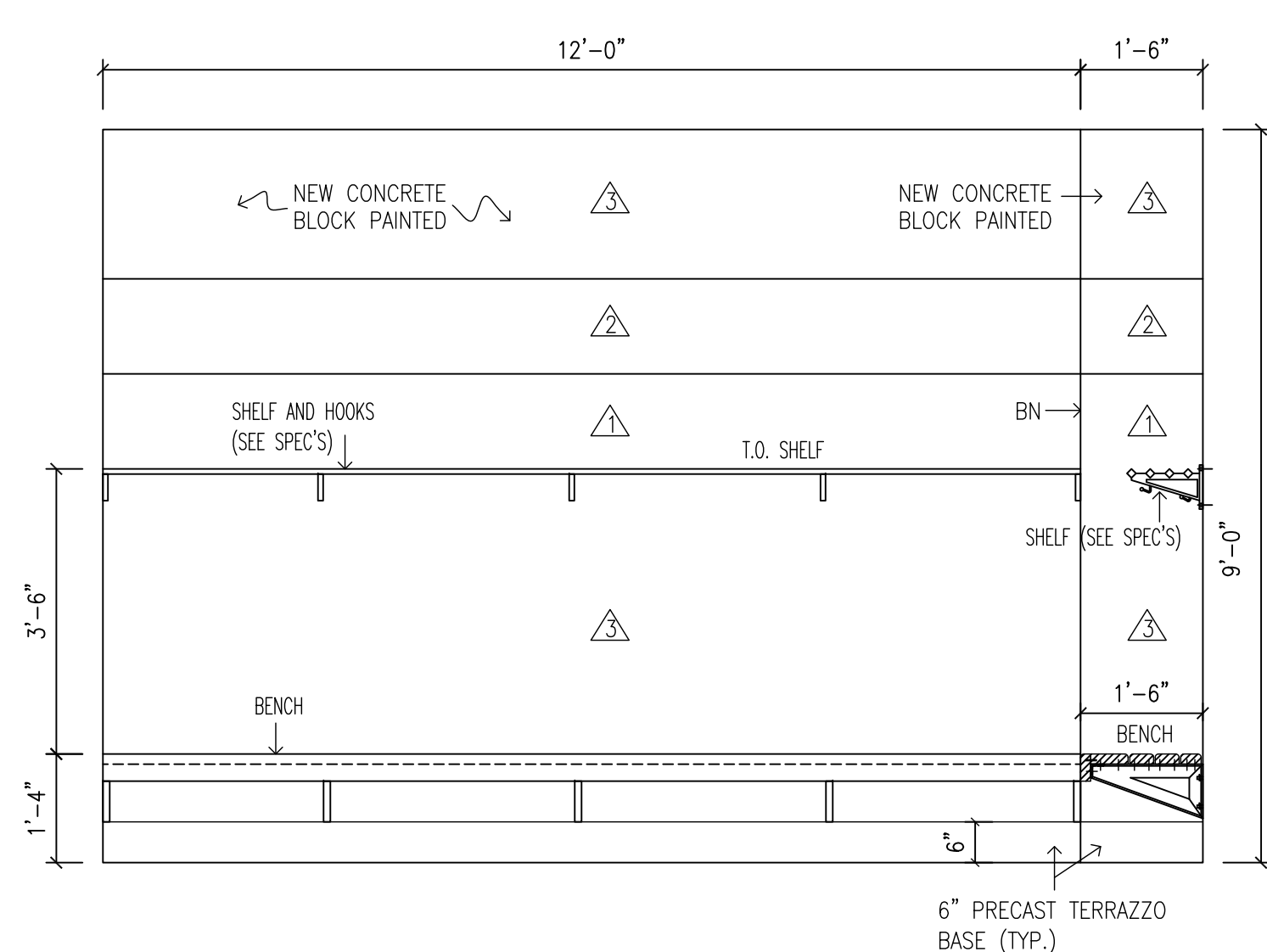
1031A "A"



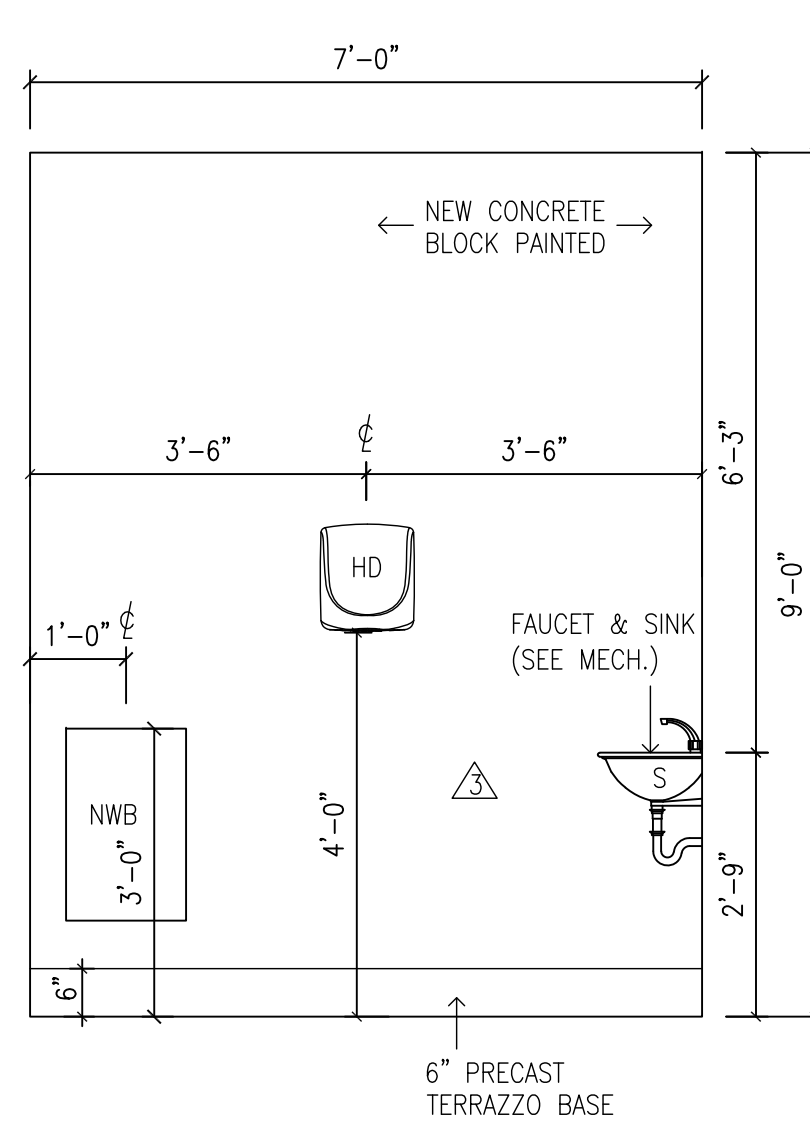
1031A "C"



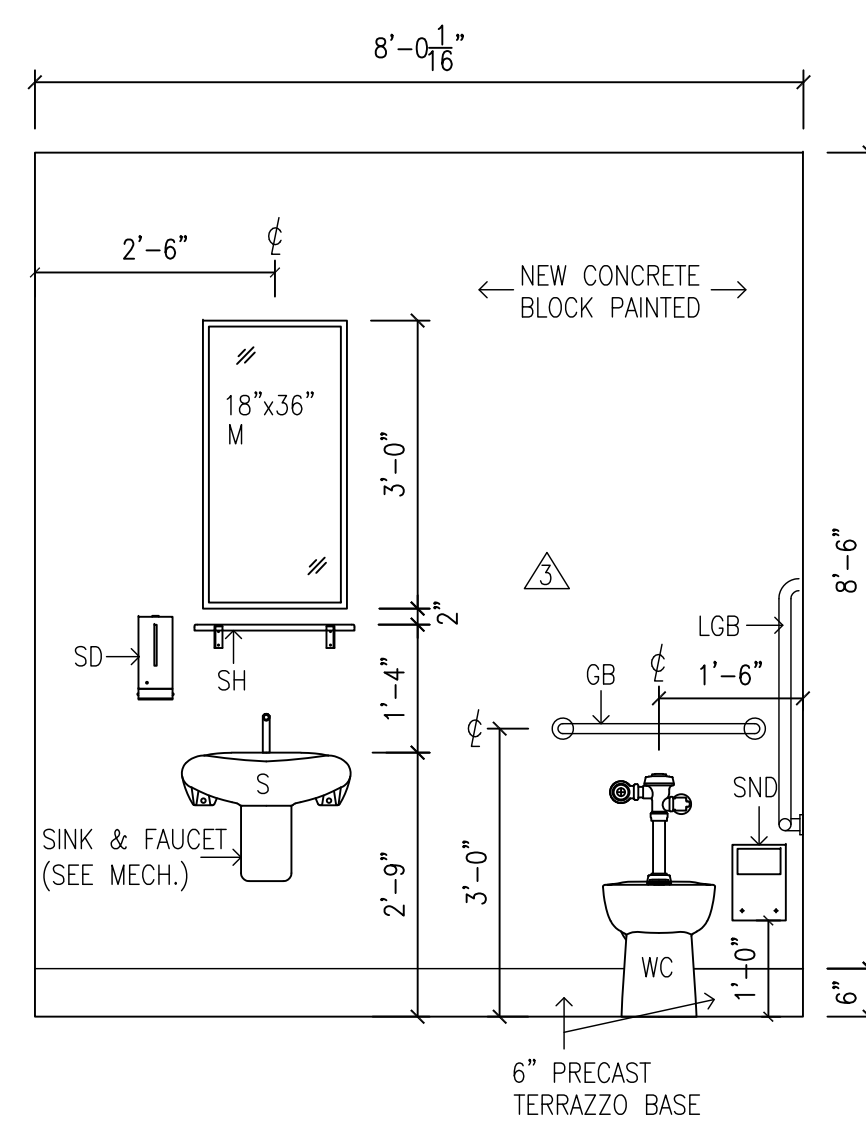
1031A "B"



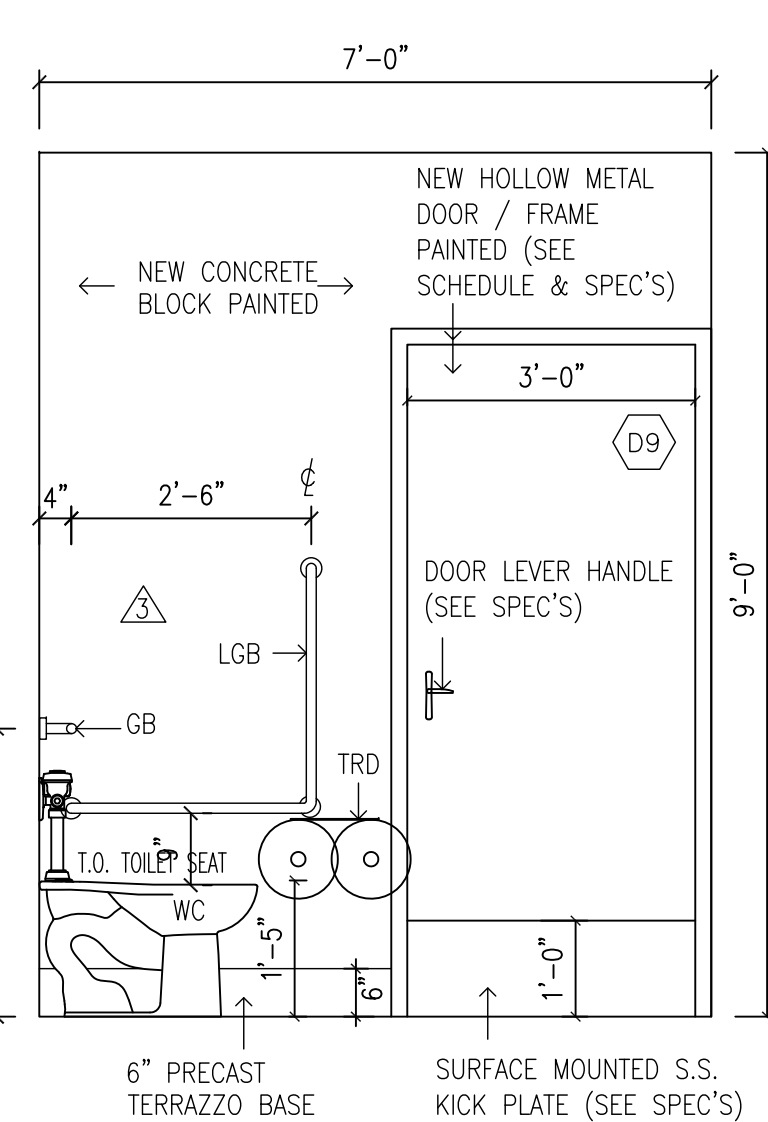
1031A "D"



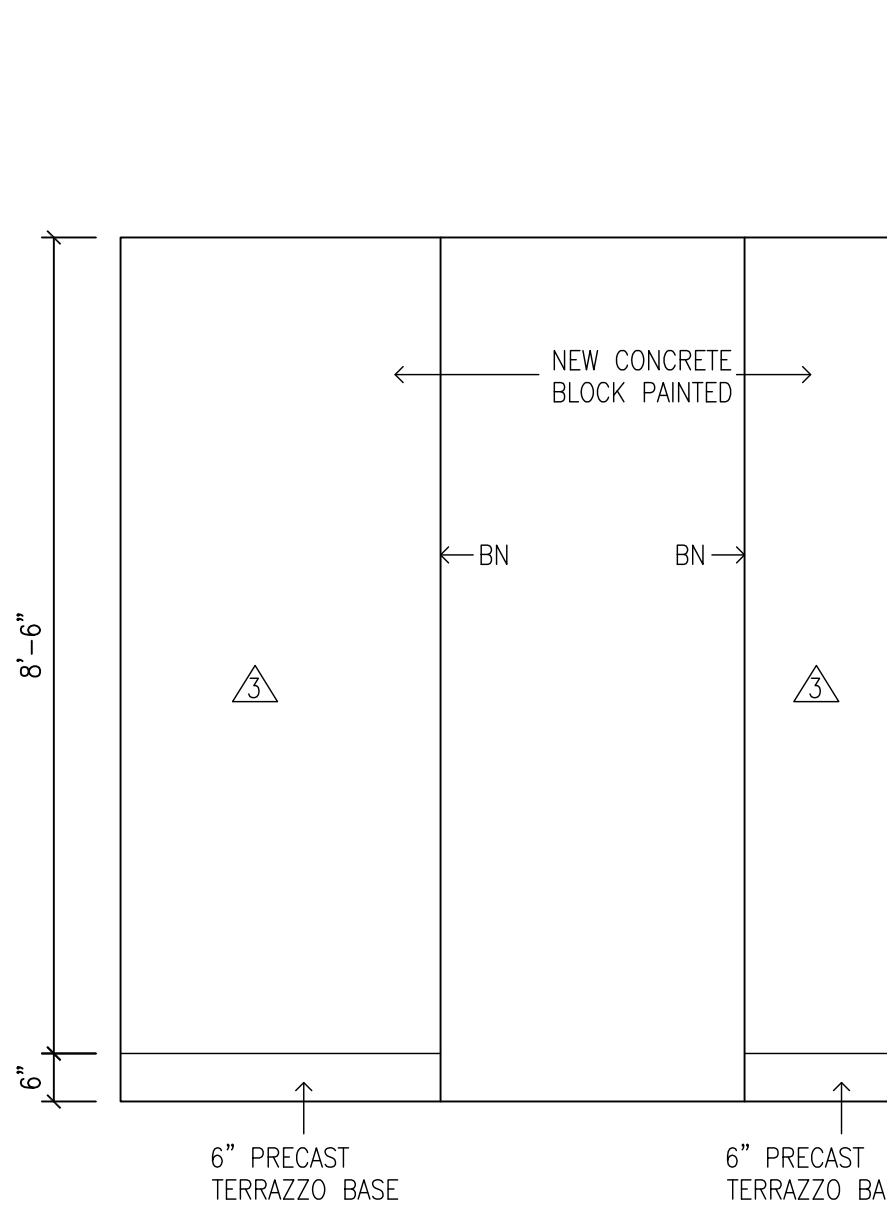
1031B "A"




1031B "B"



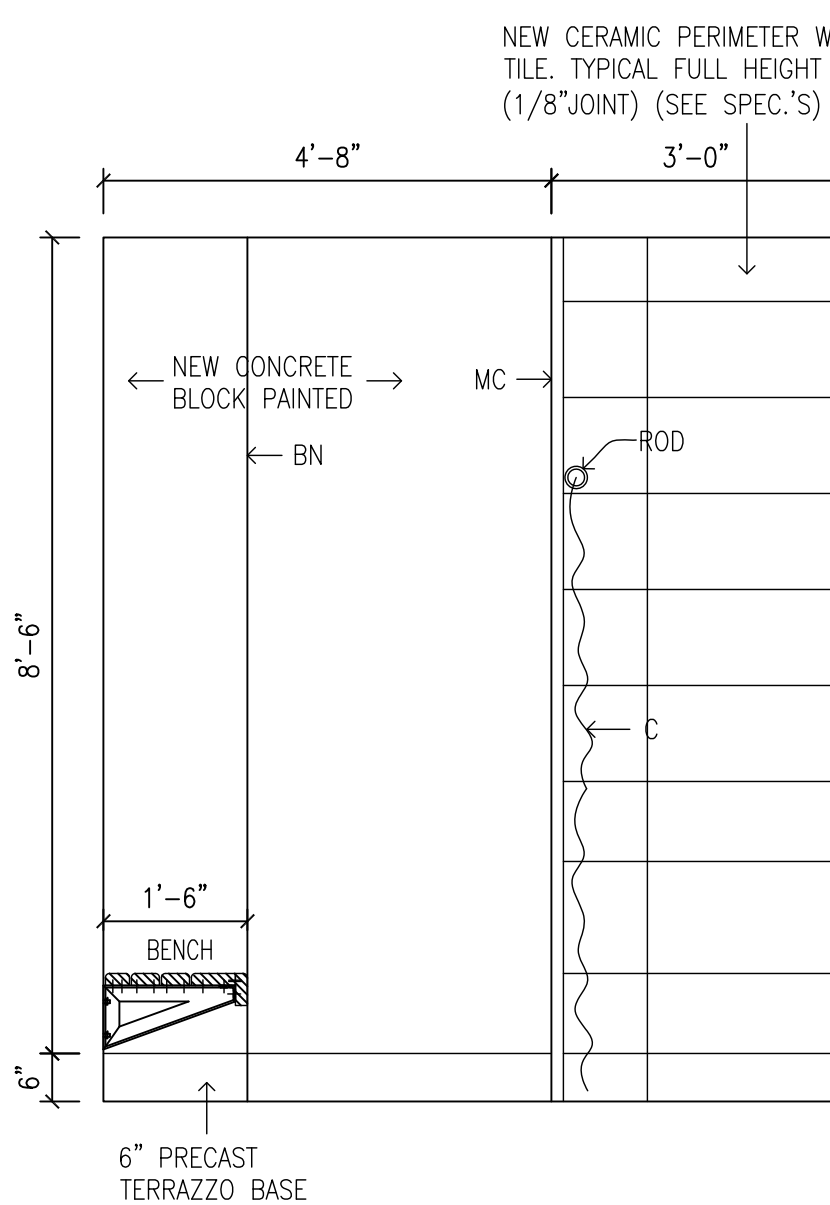
1031B "C"



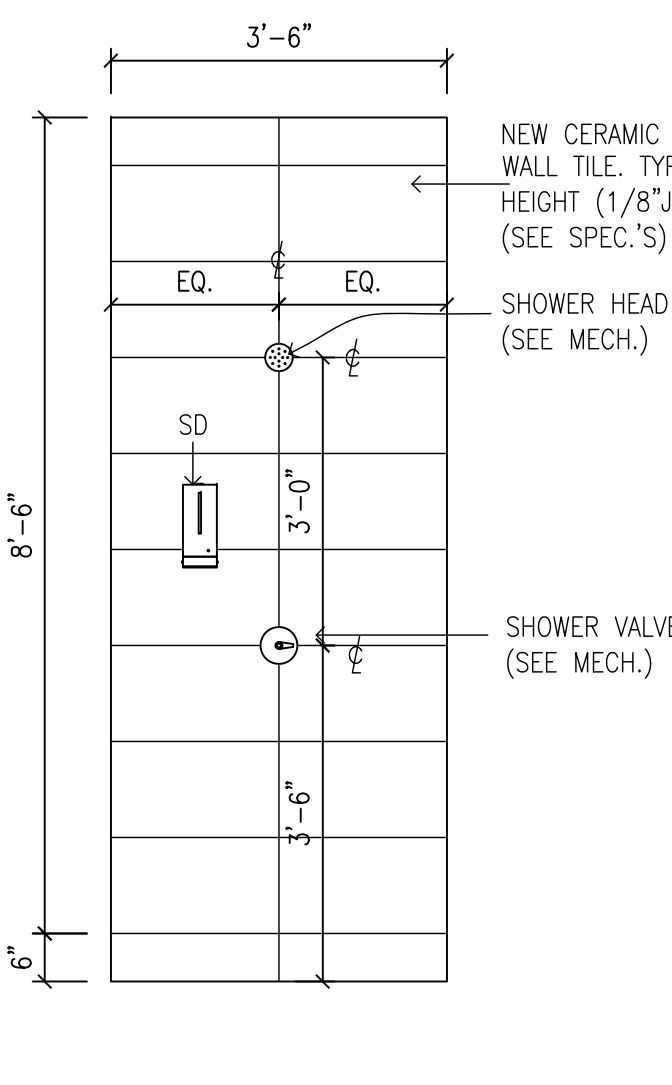
1031B "D"



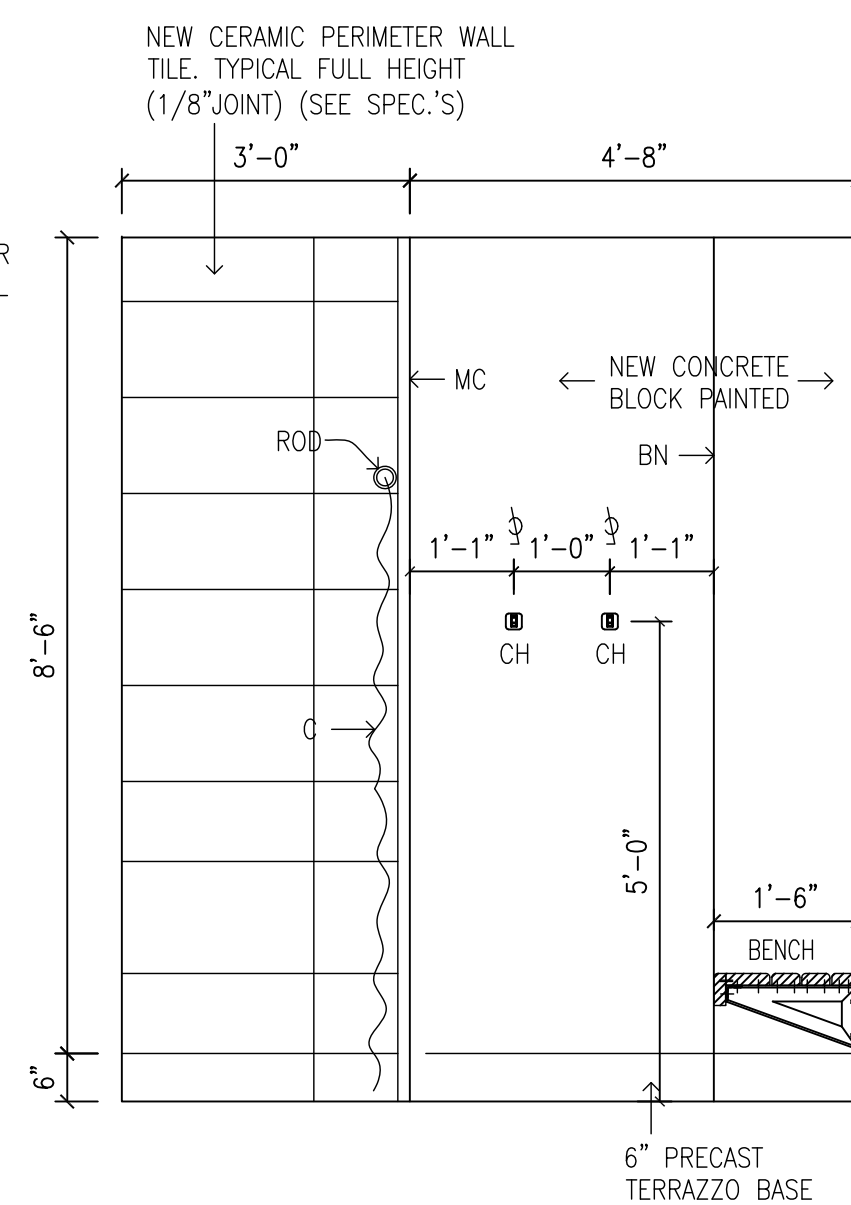
1031C "A"



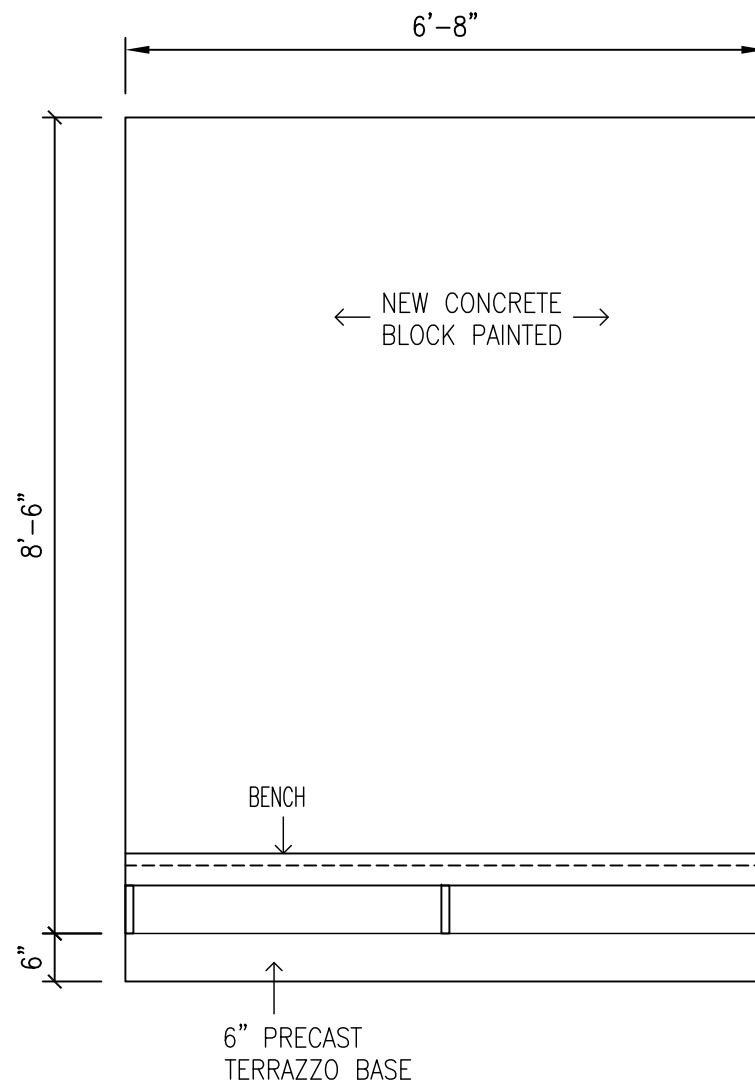
1031C "B"



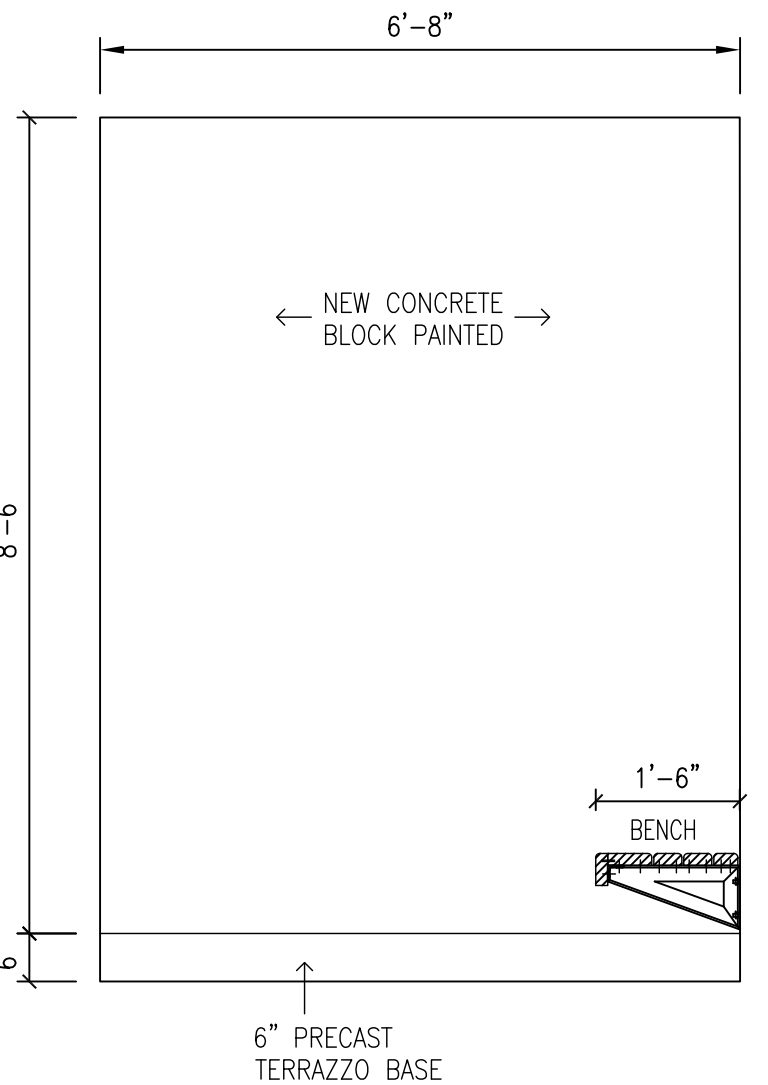
1031C "C"



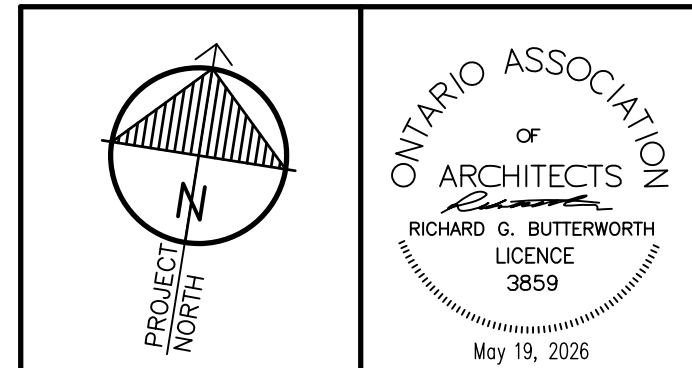
1031C "D"



1031D "A"




1031D "B"



"All drawings, specifications, related documents and design are the copyright property of the architect and must be returned upon request. Reproduction of the drawings, specifications, related documents and design in whole or in part is strictly forbidden without the architect's written permission."

This drawing shall not be used for construction purposes unless countersigned by:

Richard G. Butterworth, Architect




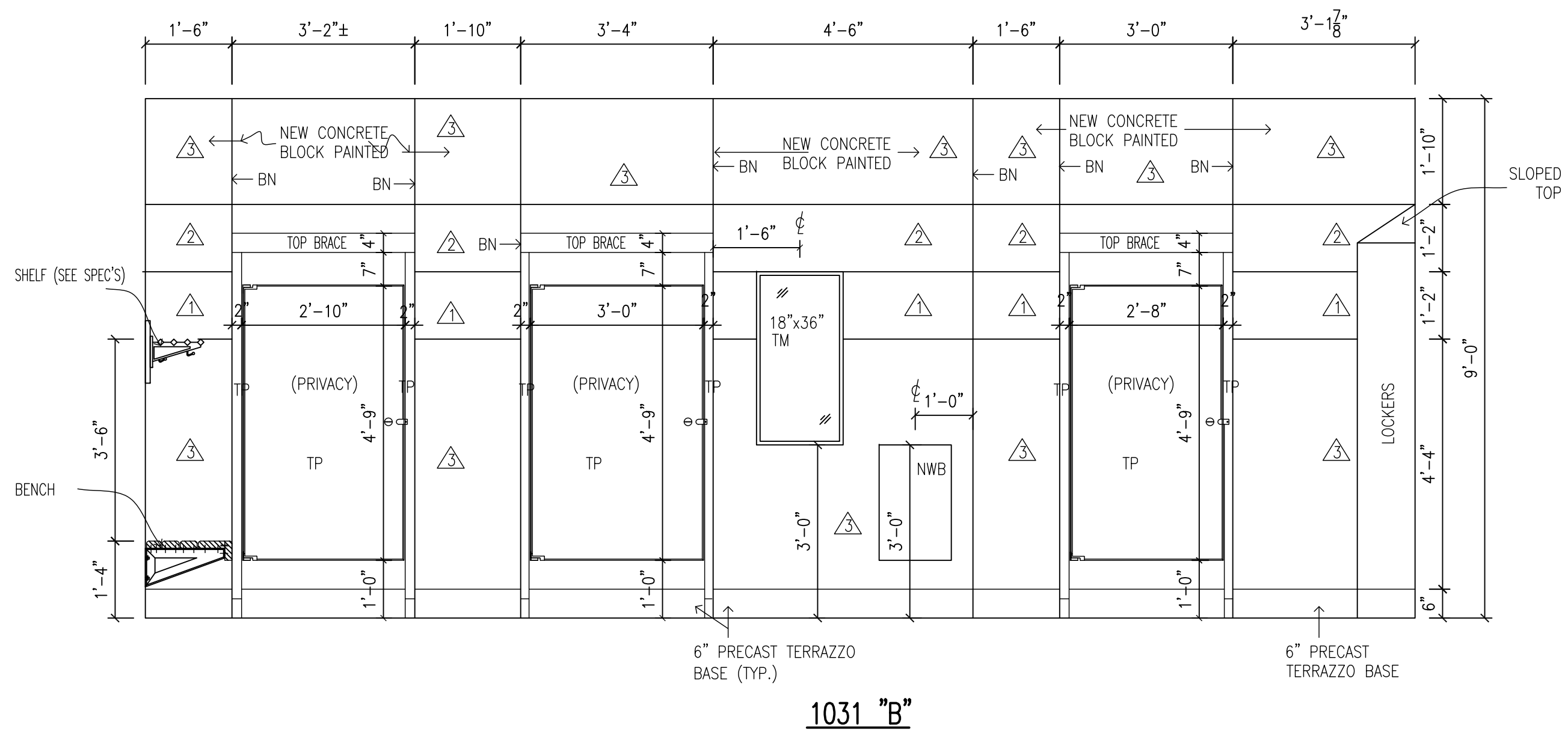
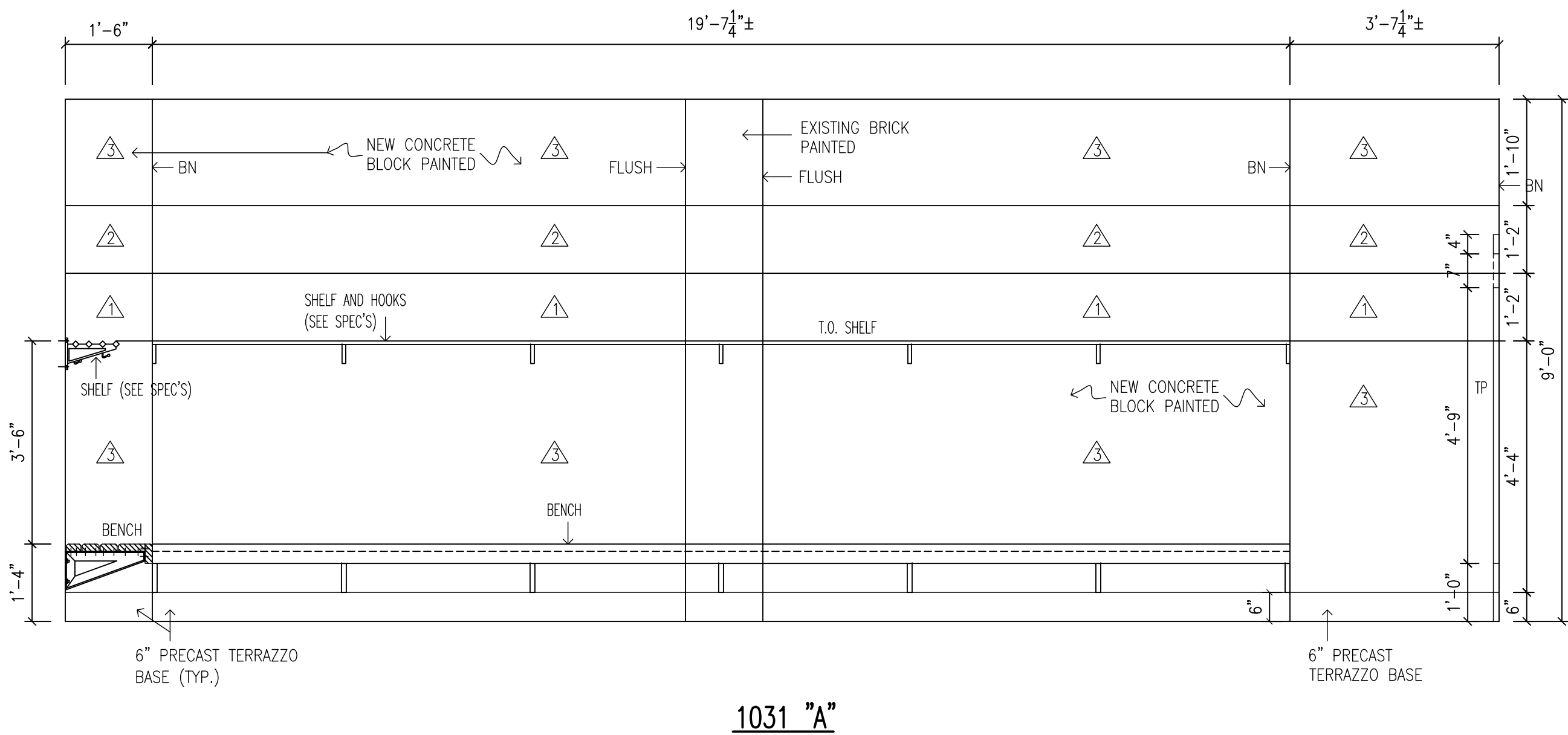
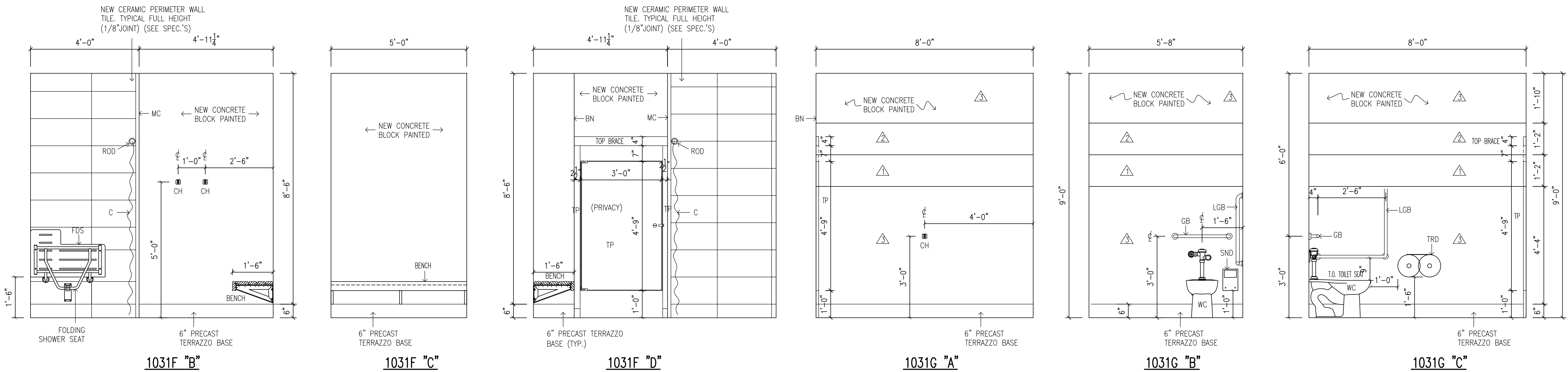
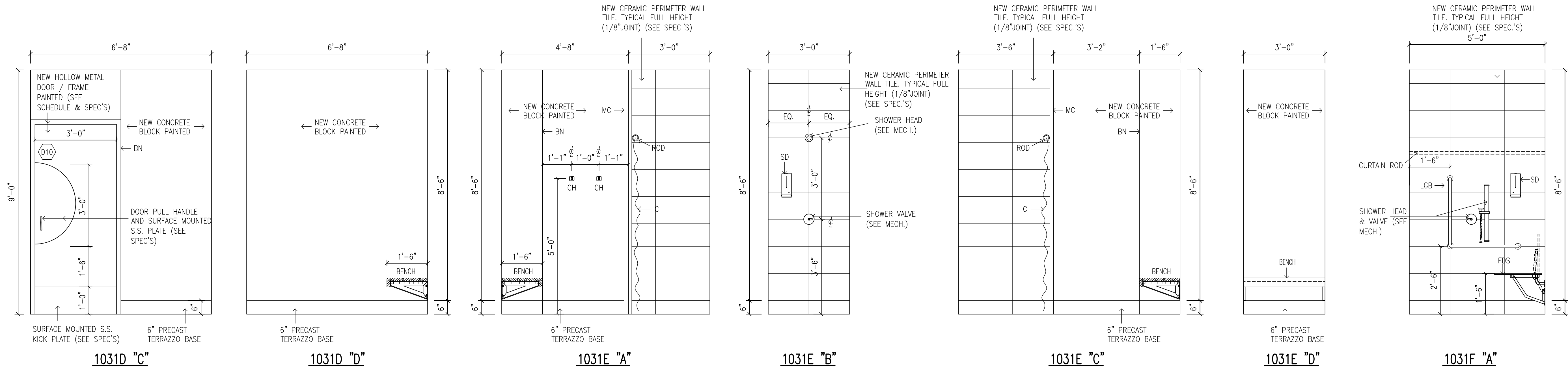
1.	ISSUED FOR TENDER	MAY 19, 2026
No.	REVISIONS	DATE

**RICHARD G. BUTTERWORTH**  
ARCHITECT  
Architecture  
Interiors  
Urban Planning  
Ancaster Ontario

**WESTDALE SECONDARY SCHOOL – PHASE 2**  
**HAMILTON – WENTWORTH DISTRICT SCHOOL BOARD**  
700 MAIN STREET WEST  
HAMILTON, ONTARIO

**ROOM ELEVATIONS**  
**FIRST FLOOR**

DRAWN BY:	CHECKED BY:
MS	RGB
DATE:	JOB No.:
MAY 2026	24-107a
SCALE:	SHEET No.:
1/2"=1'-0"	A4.03



"All drawings, specifications, related documents and design are the copyright property of the architect and must be returned upon request. Reproduction of the drawings, specifications, related documents and design in whole or in part is strictly forbidden without the architect's written permission."

This drawing shall not be used for construction purposes unless countersigned by:  
Richard G. Butterworth, Architect



1. ISSUED FOR TENDER MAY 19, 2026  
No. REVISIONS DATE

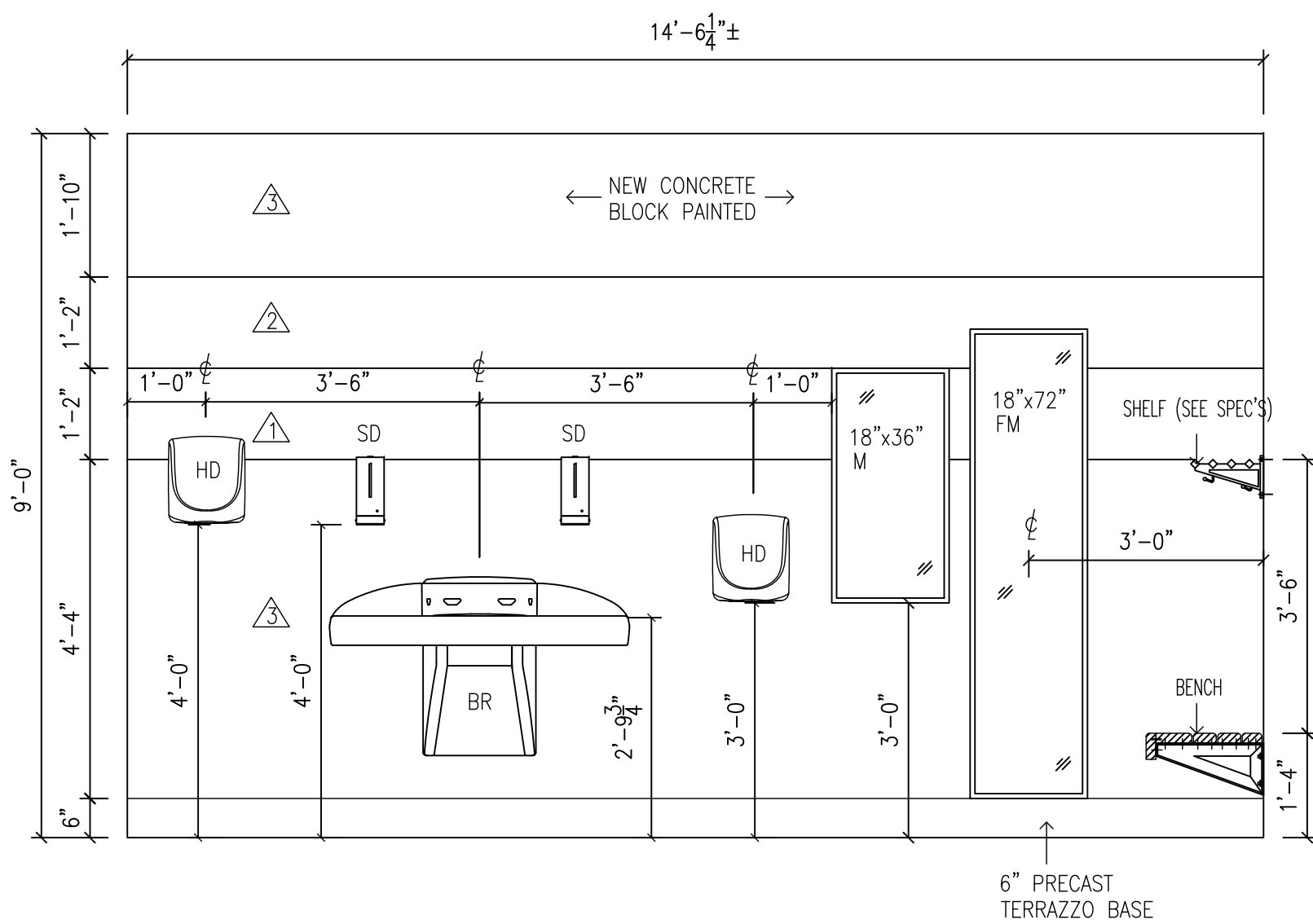
RICHARD G. BUTTERWORTH  
ARCHITECT  
Architecture  
Interiors  
UrbanPlanning  
Ancaster Ontario

WESTDALE SECONDARY  
SCHOOL - PHASE 2  
HAMILTON - WENTWORTH  
DISTRICT SCHOOL BOARD  
700 MAIN STREET WEST  
HAMILTON, ONTARIO

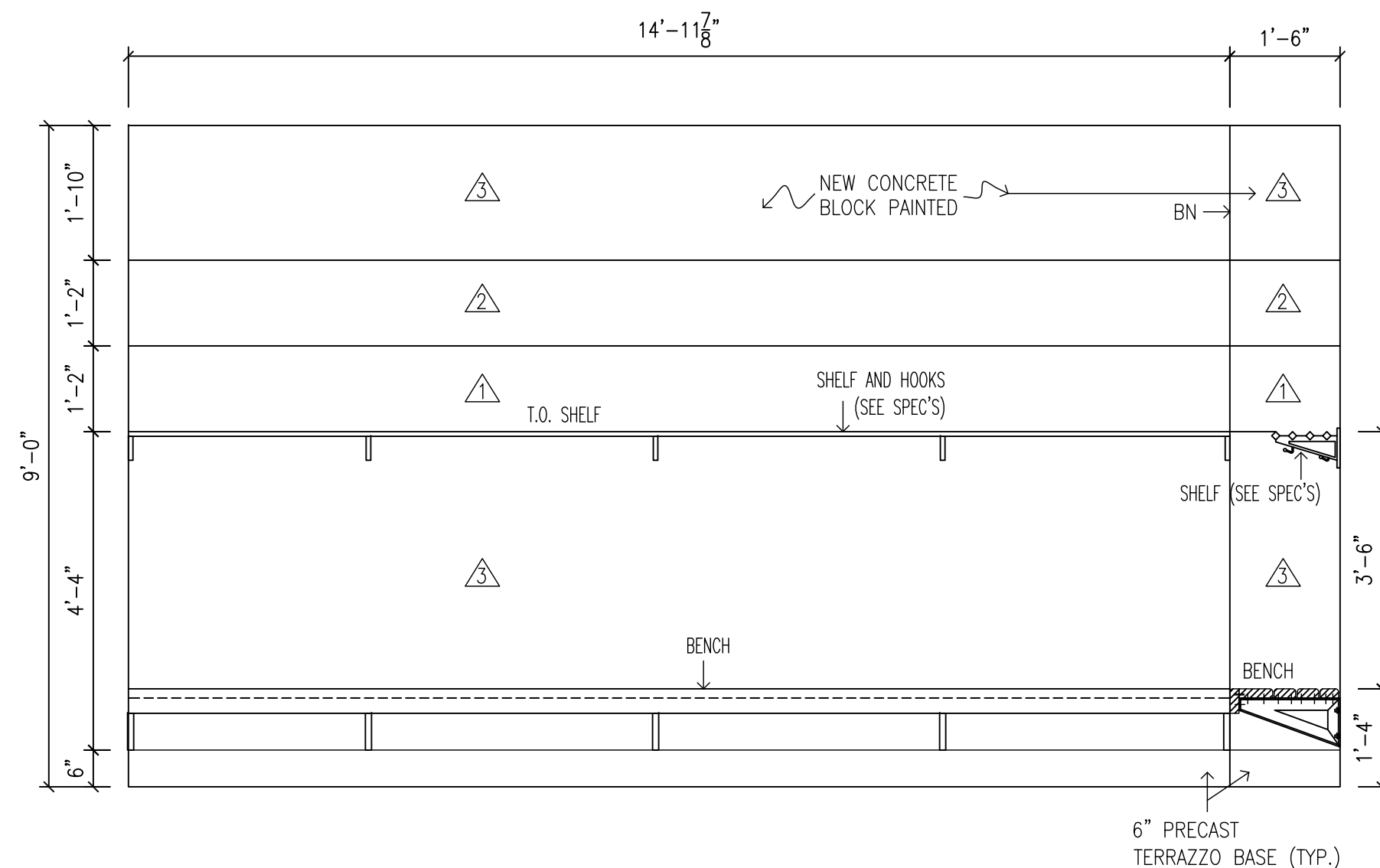
ROOM ELEVATIONS  
FIRST FLOOR

DRAWN BY: MS  
CHECKED BY: RGB  
DATE: MAY 2026  
JOB No.: 24-107a  
SHEET No.: A4.04  
1/2"=1'-0"

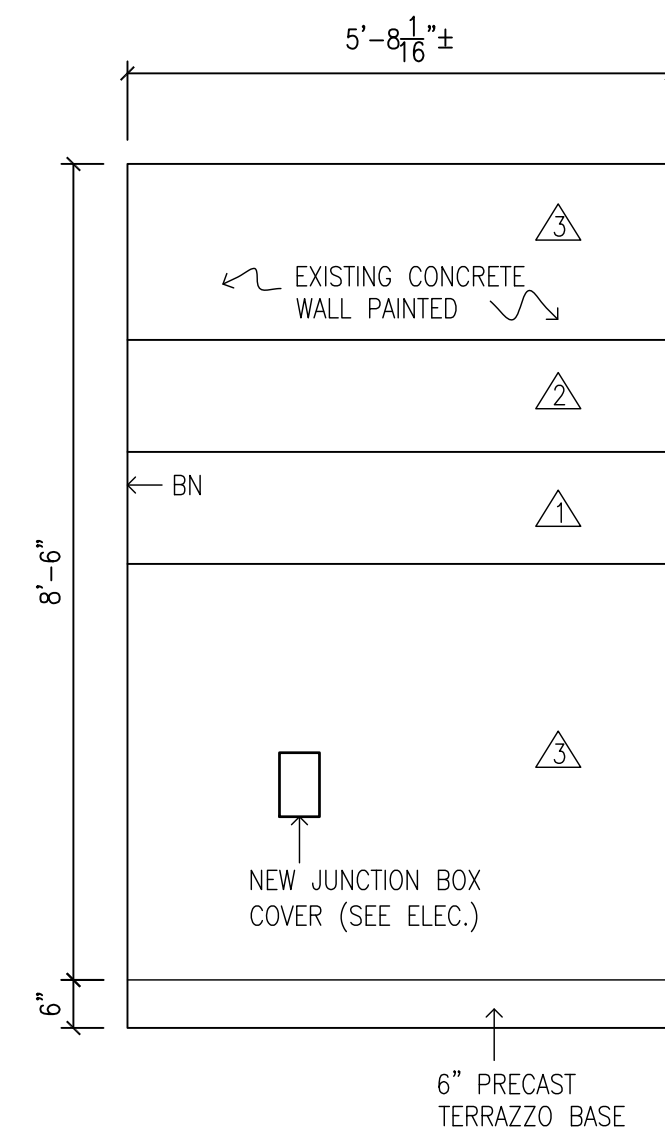




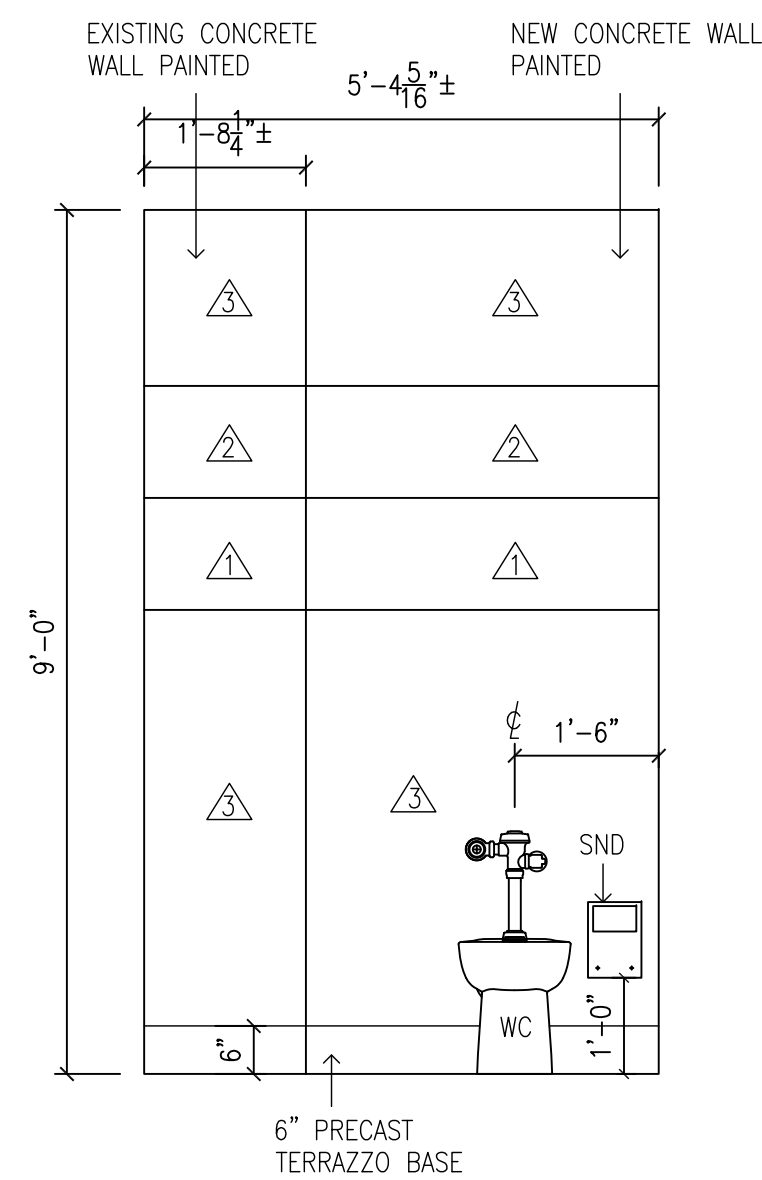
1031 "C"



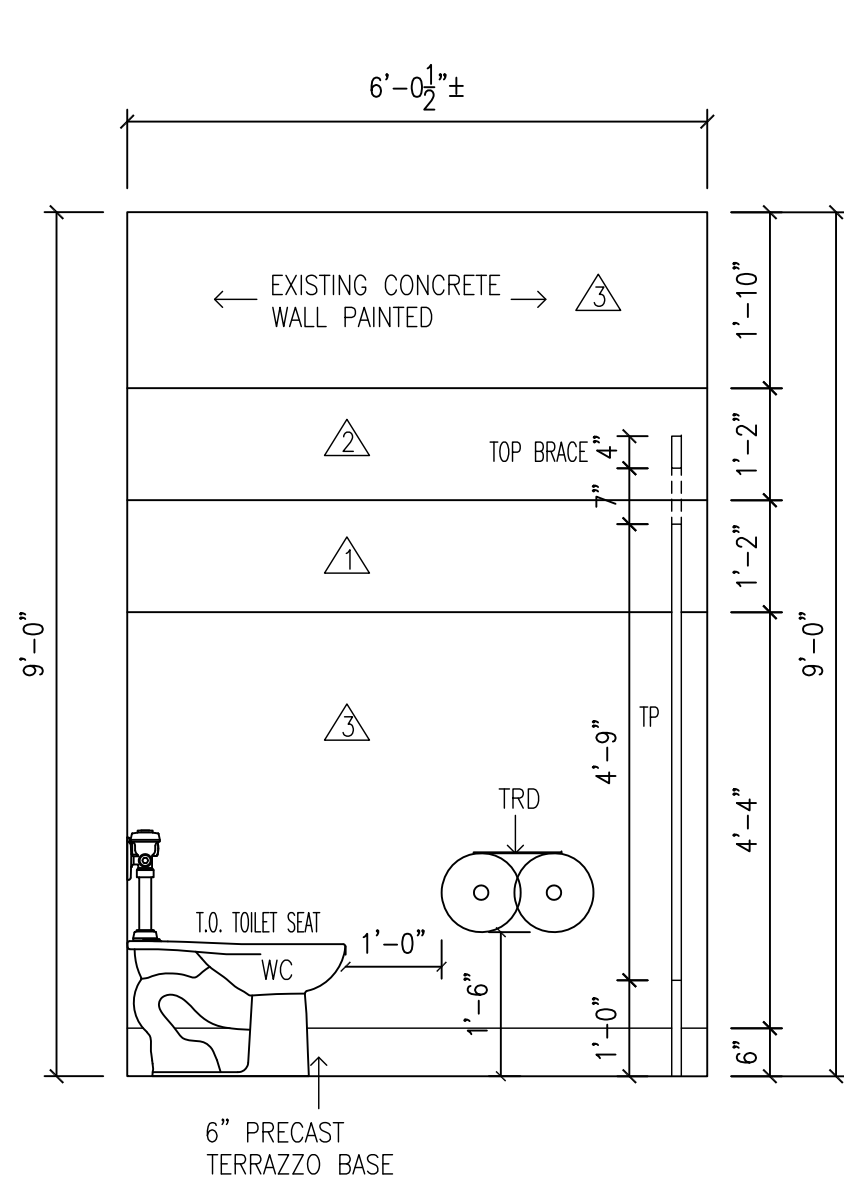
1031 "D"



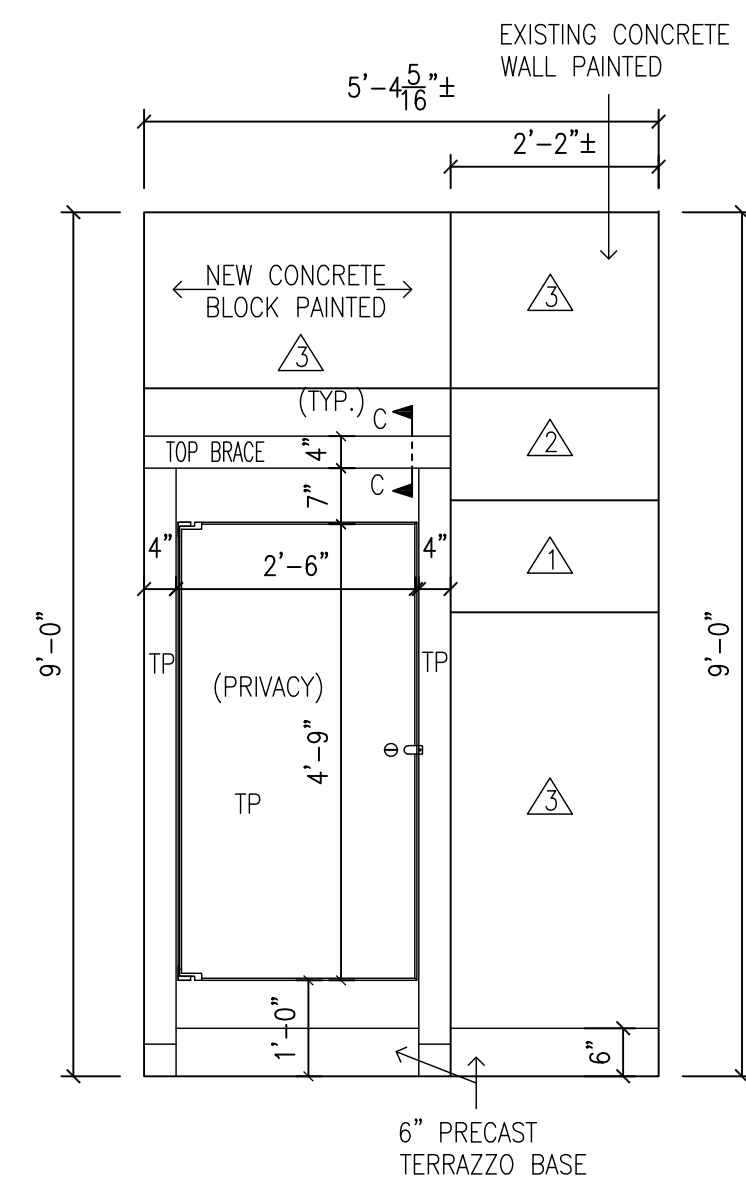
1031H "A"



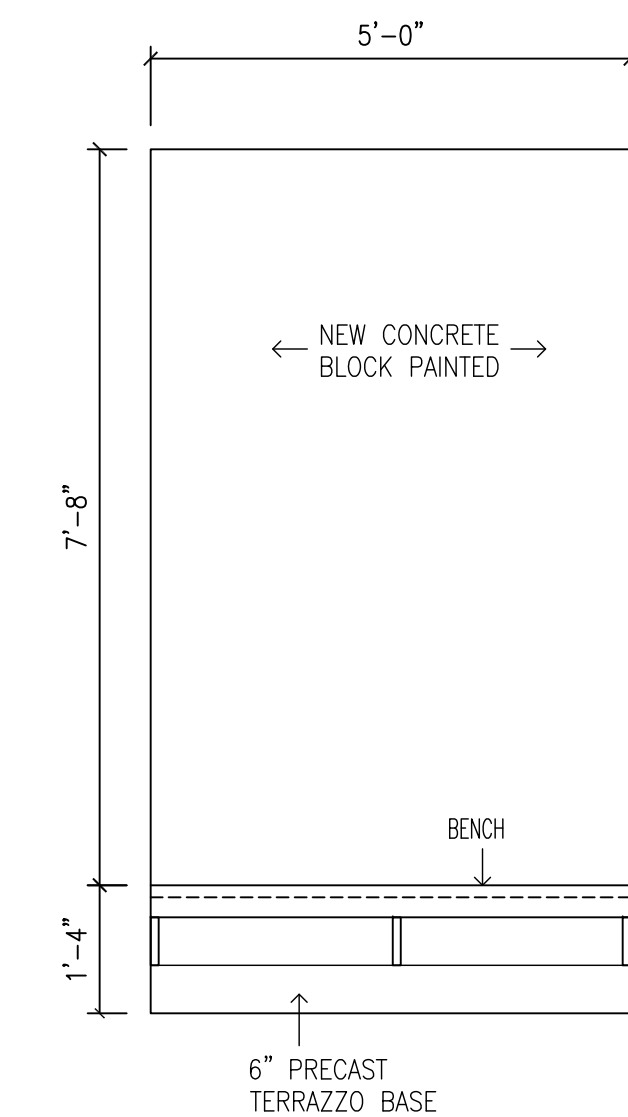
1031H "B"



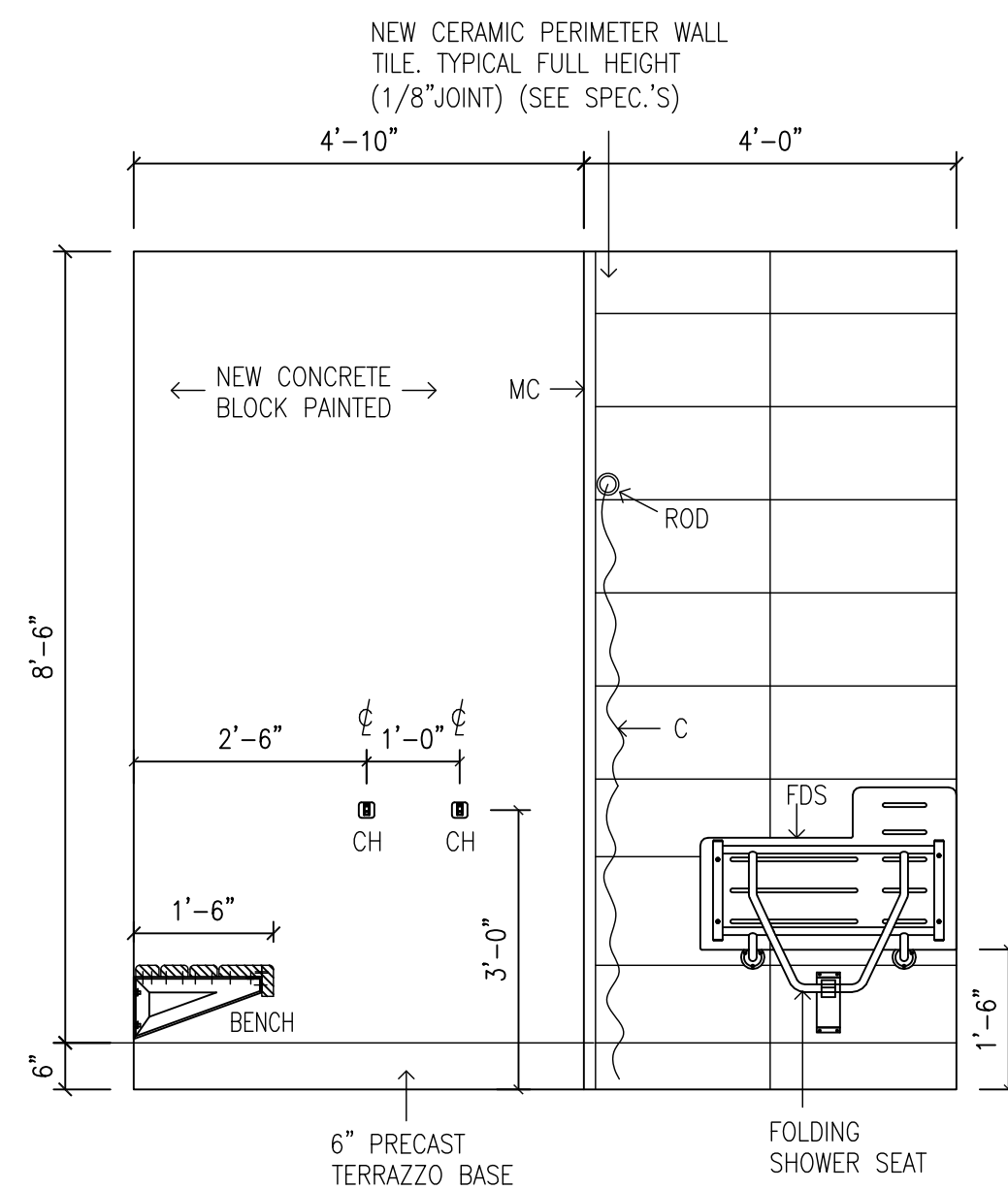
1031H "C"



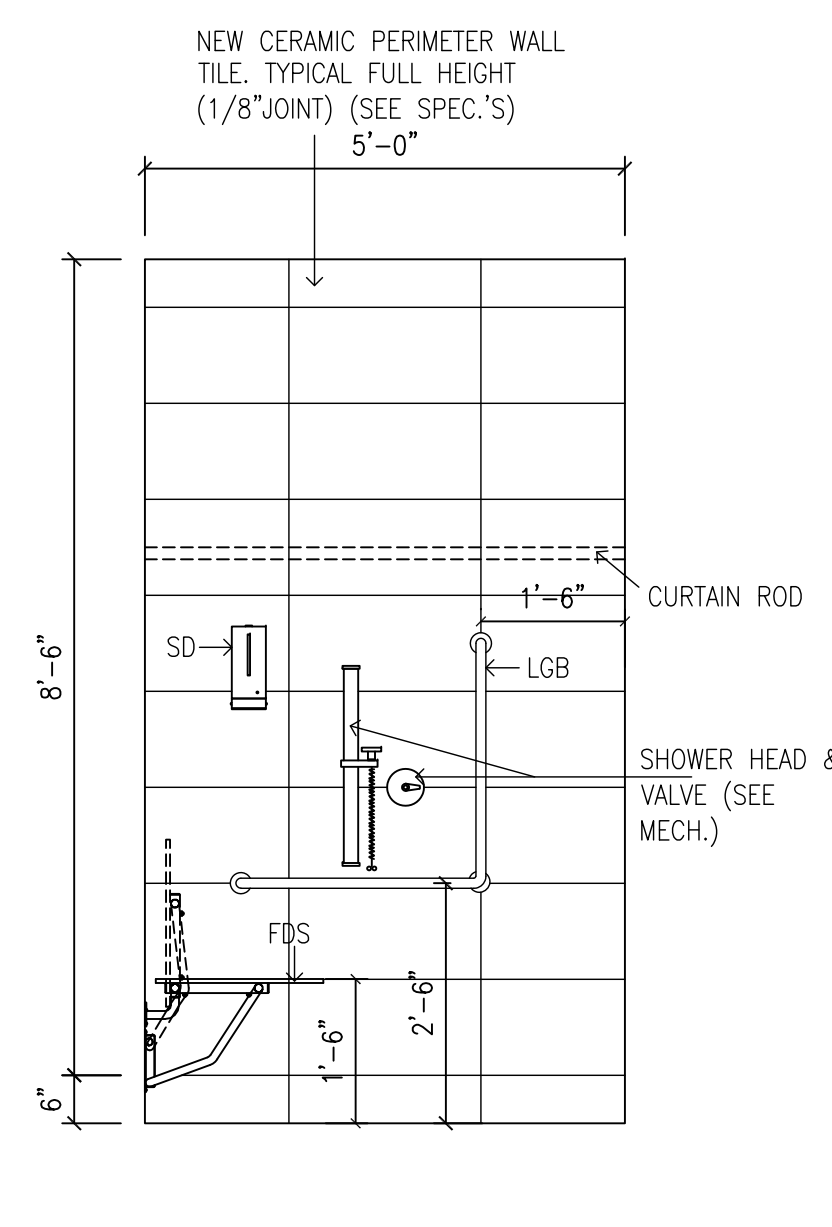
1031H "D"



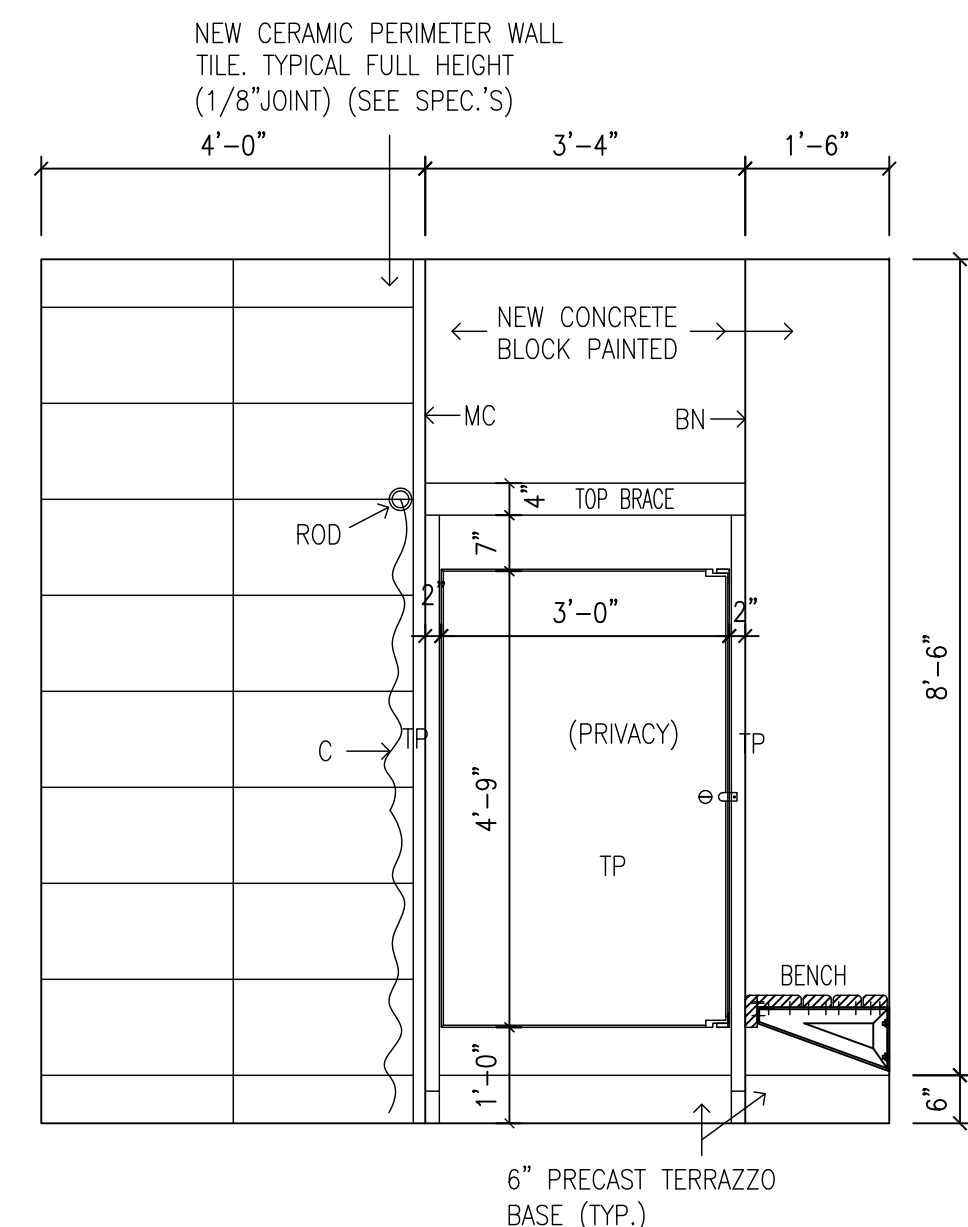
1031J "A"



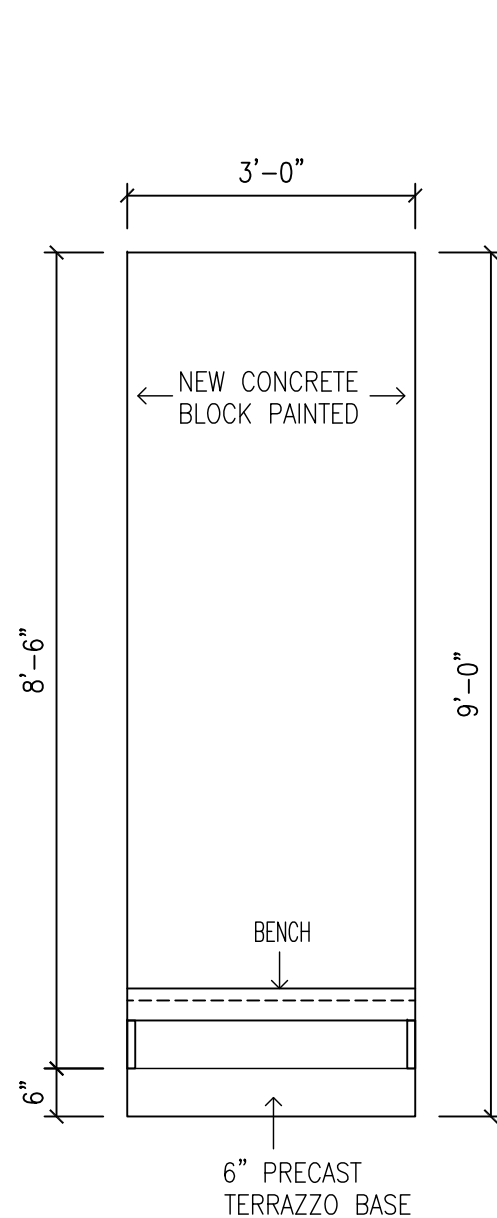
1031J "B"



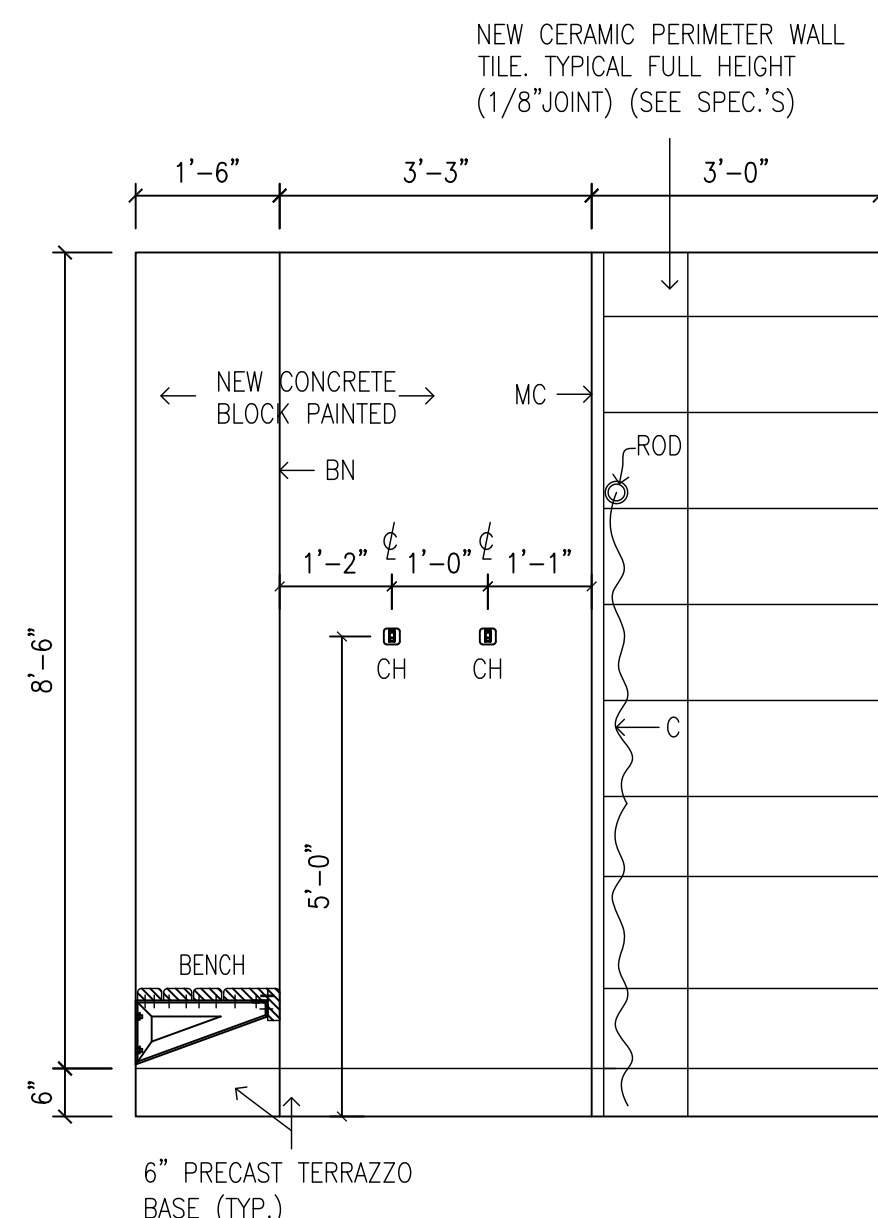
1031J "C"



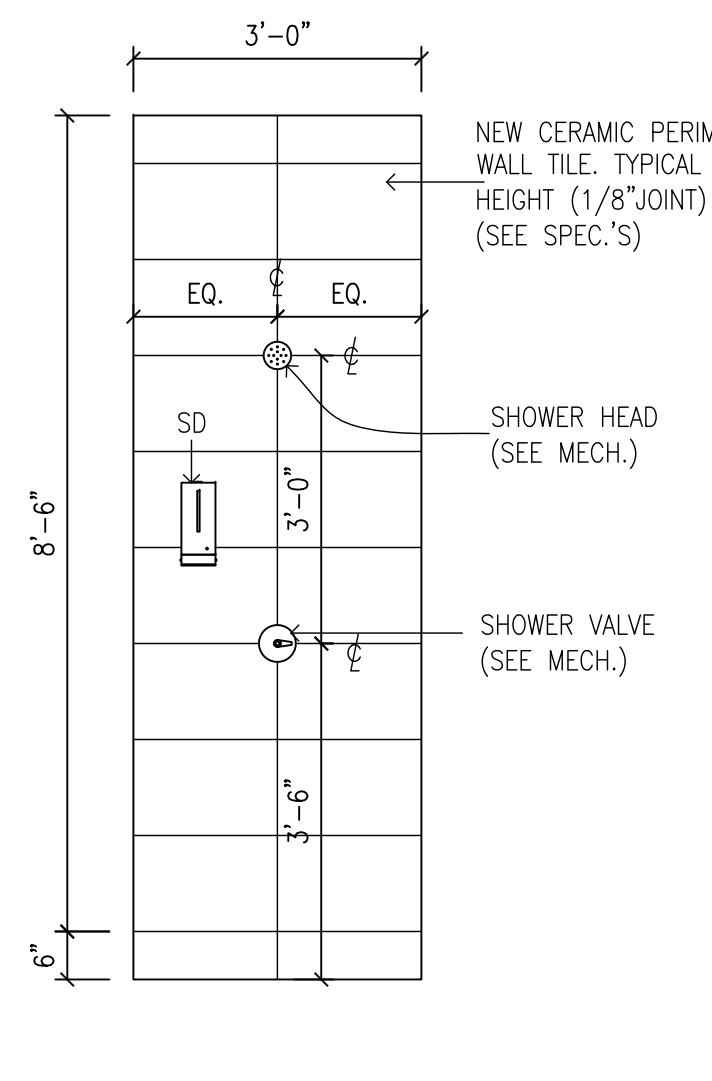
1031J "D"



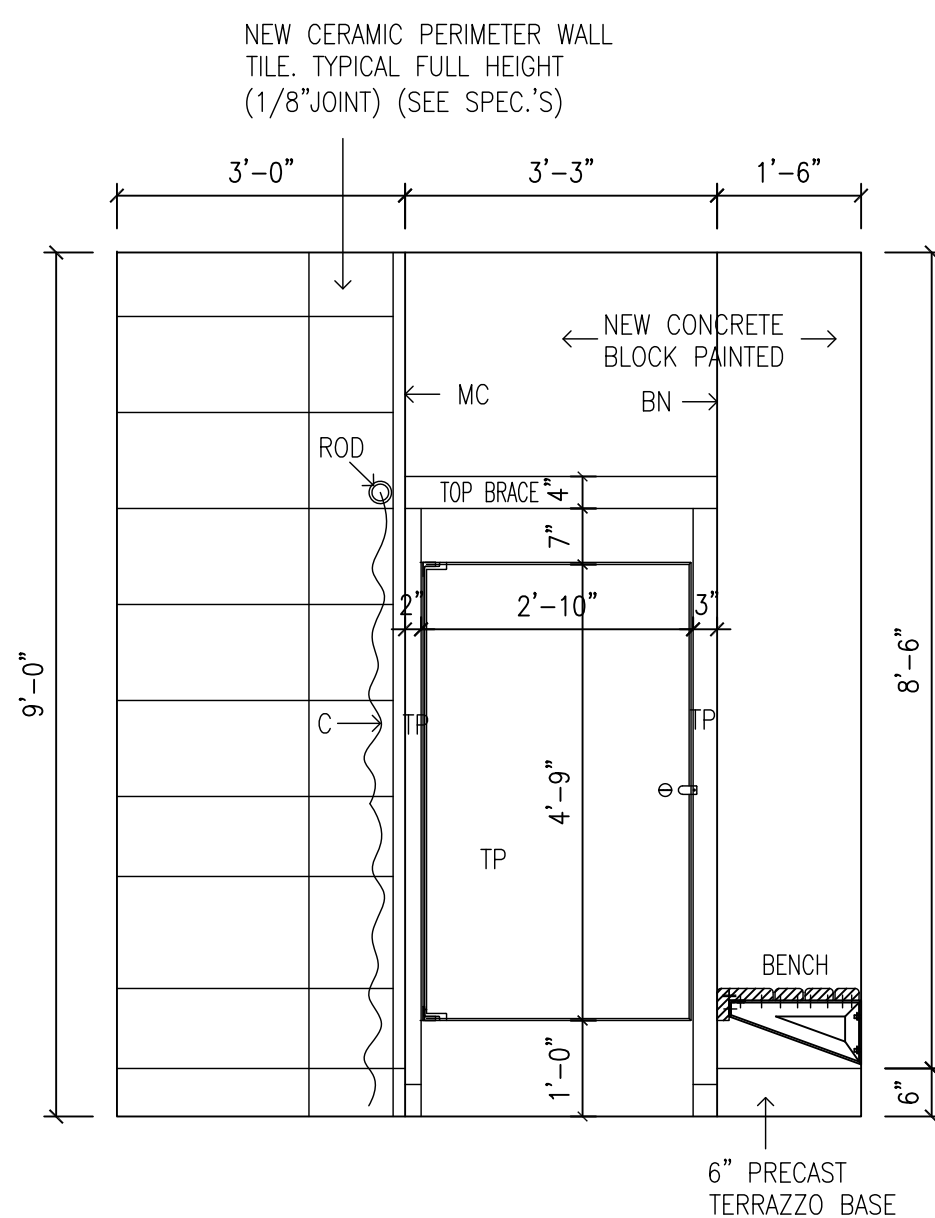
1031K "A"




1031K "B"



1031K "C"



1031K "D"



"All drawings, specifications, related documents and design are the copyright property of the architect and must be returned upon request. Reproduction of the drawings, specifications, related documents and design in whole or in part is strictly forbidden without the architect's written permission."  
This drawing shall not be used for construction purposes unless countersigned by:  
Richard G. Butterworth, Architect



1.	ISSUED FOR TENDER	MAY 19, 2026
No.	REVISIONS	DATE

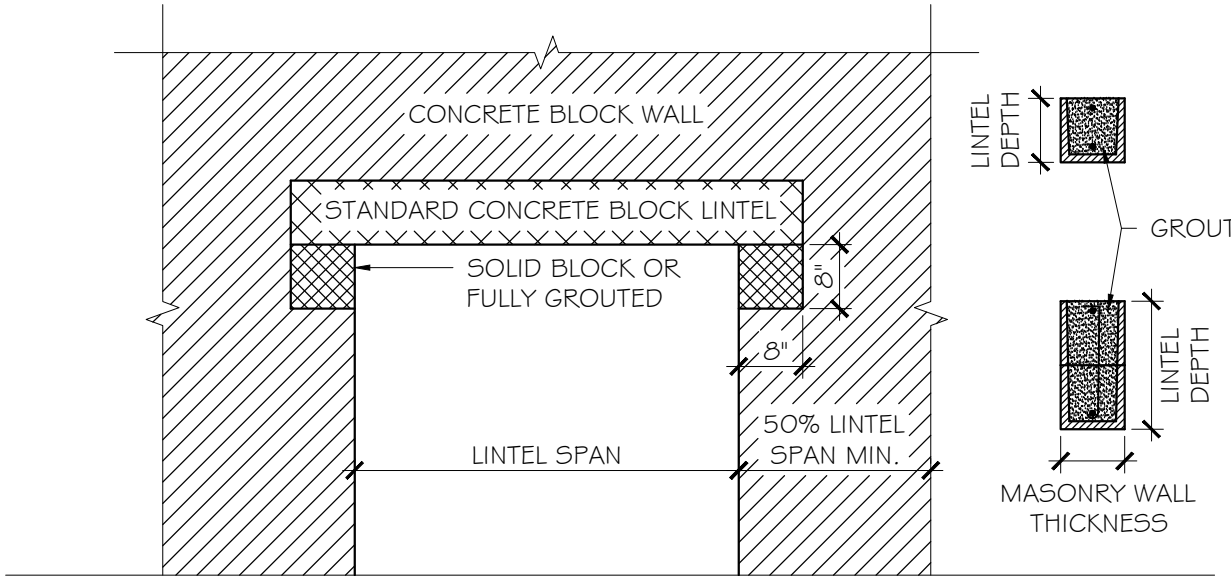
**RICHARD G. BUTTERWORTH**  
ARCHITECT  
ARCHITECTURE  
INTERIORS  
URBAN/PLANNING  
Ancaster Ontario

**WESTDALE SECONDARY SCHOOL – PHASE 2**  
**HAMILTON – WENTWORTH DISTRICT SCHOOL BOARD**  
700 MAIN STREET WEST  
HAMILTON, ONTARIO

**ROOM ELEVATIONS**  
**FIRST FLOOR**

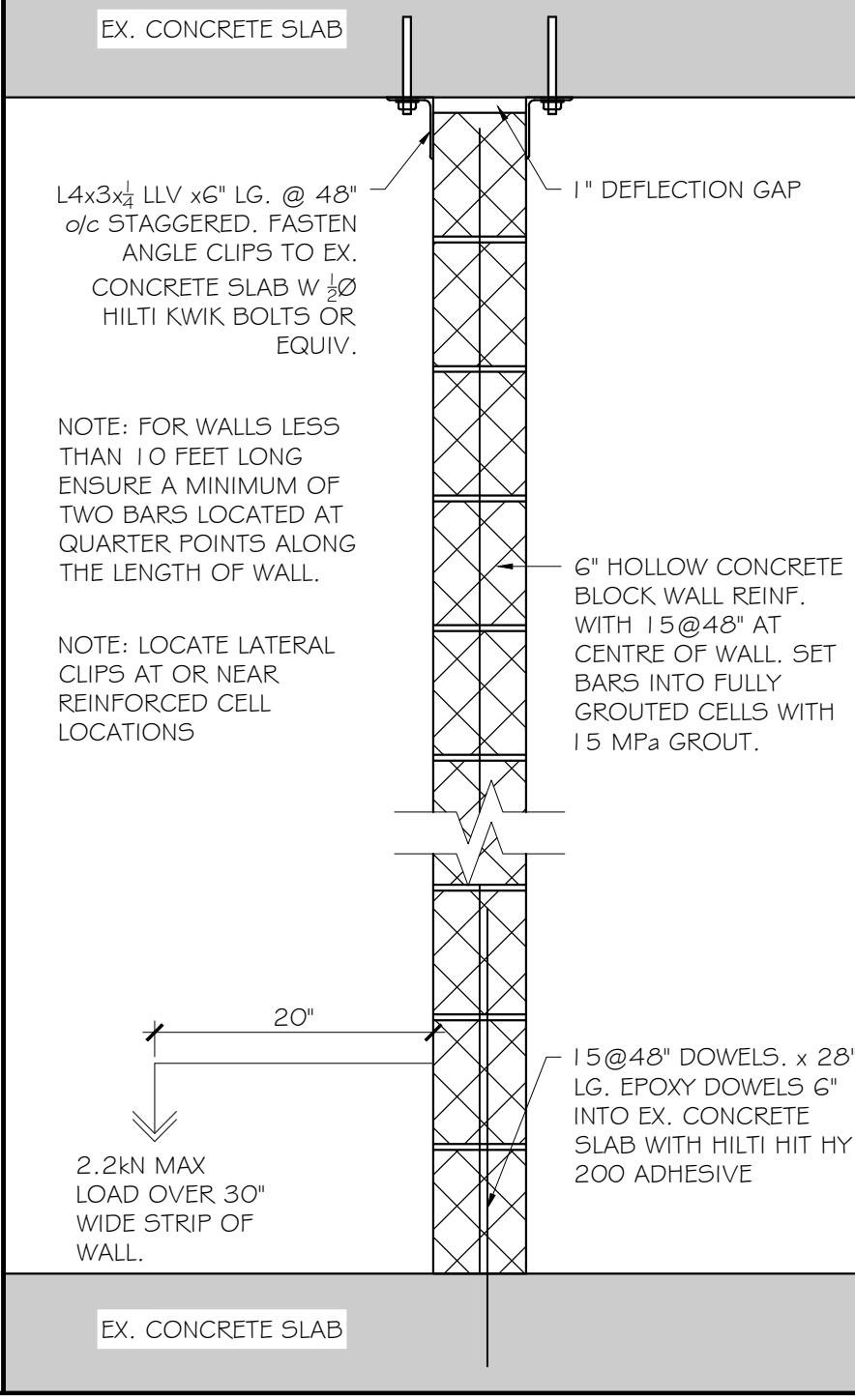
DRAWN BY:	CHECKED BY:
MS	RGB
DATE:	JOB No.:
MAY 2026	24-107a
SCALE:	SHEET No.:
1/2"=1'-0"	A4.05

MASONRY WALL THICKNESS	LINTEL SPAN	LINTEL DEPTH	REINFORCEMENT [TOP & BOTTOM]
4" BLOCK	LESS THAN 48"	8"	1 - 10M
	48" TO 70"	N/A	N/A
	70" TO 90"	N/A	N/A
	90 TO 115"	N/A	N/A
6" BLOCK	LESS THAN 48"	8"	1 - 10M
	48" TO 70"	8"	1 - 10M
	70" TO 90"	16"	1 - 15M + 1-10M@8" 'J'

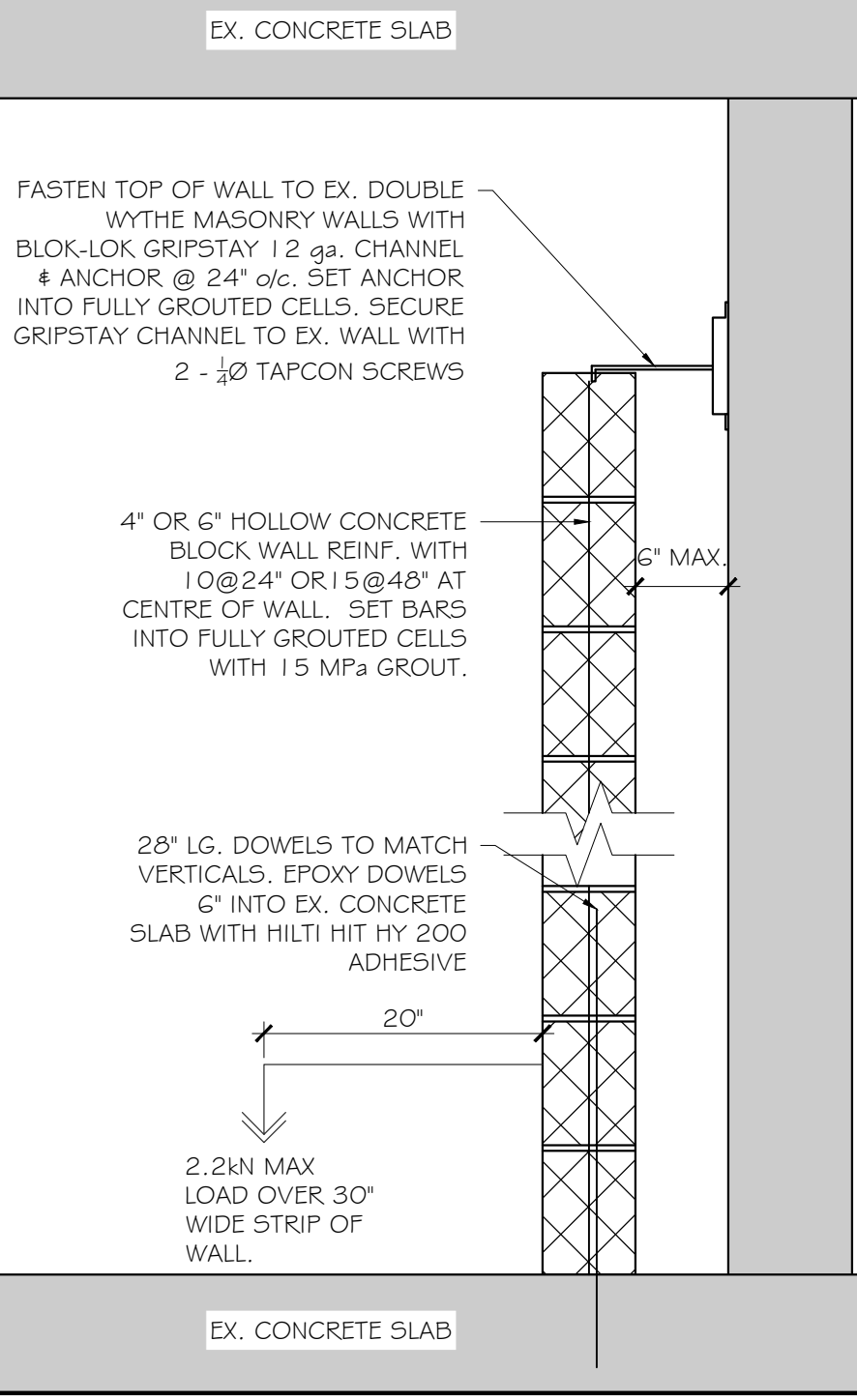


- NOTES:
- STANDARD LINTELS ARE NOT APPLICABLE WHERE WALL END, CORNER, OR MOVEMENT JOINT IS LOCATED CLOSER THAN 50% OF LINTEL SPAN TO THE FACE OF THE OPENING.
  - LINTEL BLOCKS MUST BE FILLED WITH 20 MPa GROUT. FILLING LINTELS WITH MORTAR IS NOT PERMITTED.

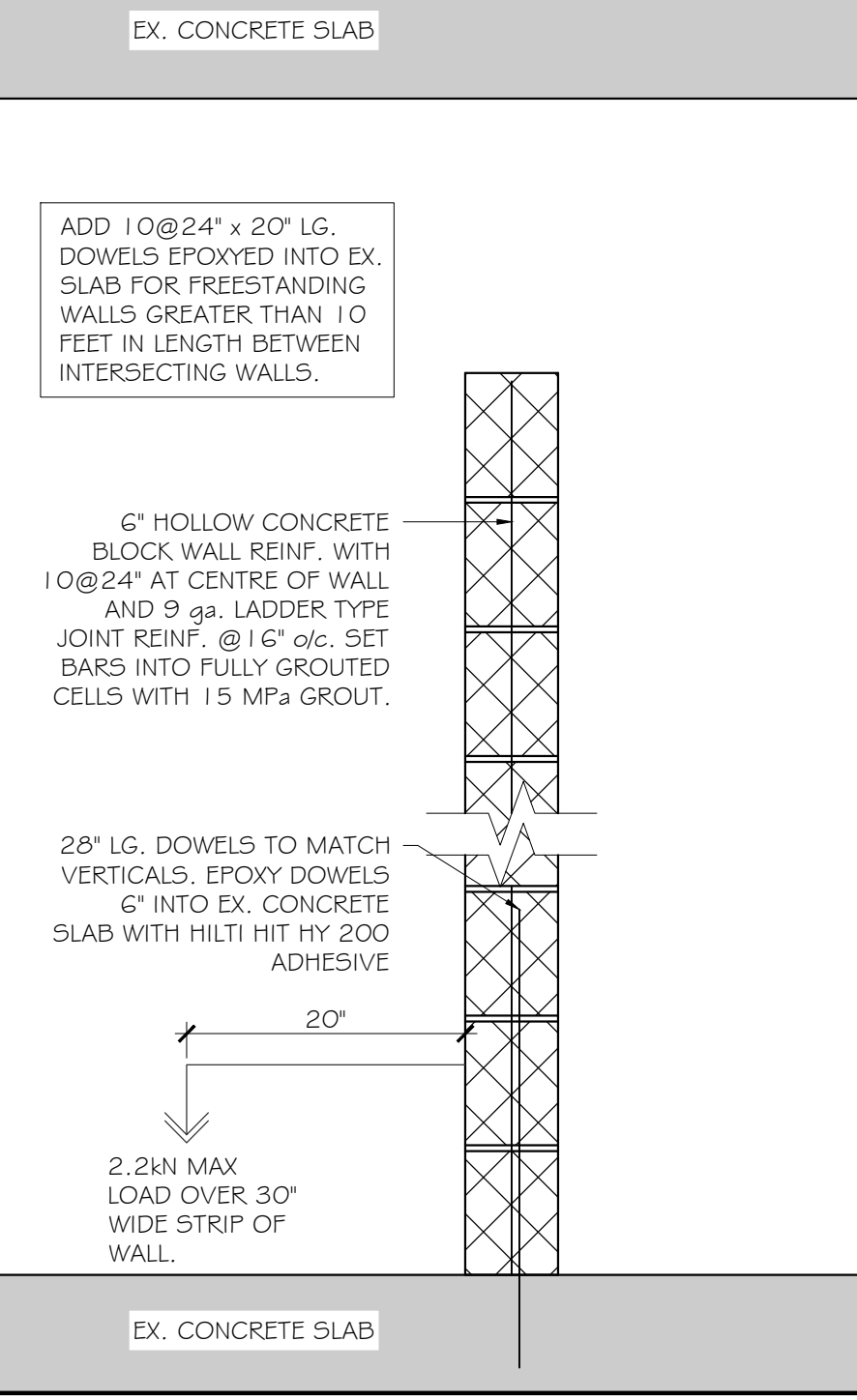
1 STANDARD MASONRY LINTELS  
S1.01 1/2"=1'-0"



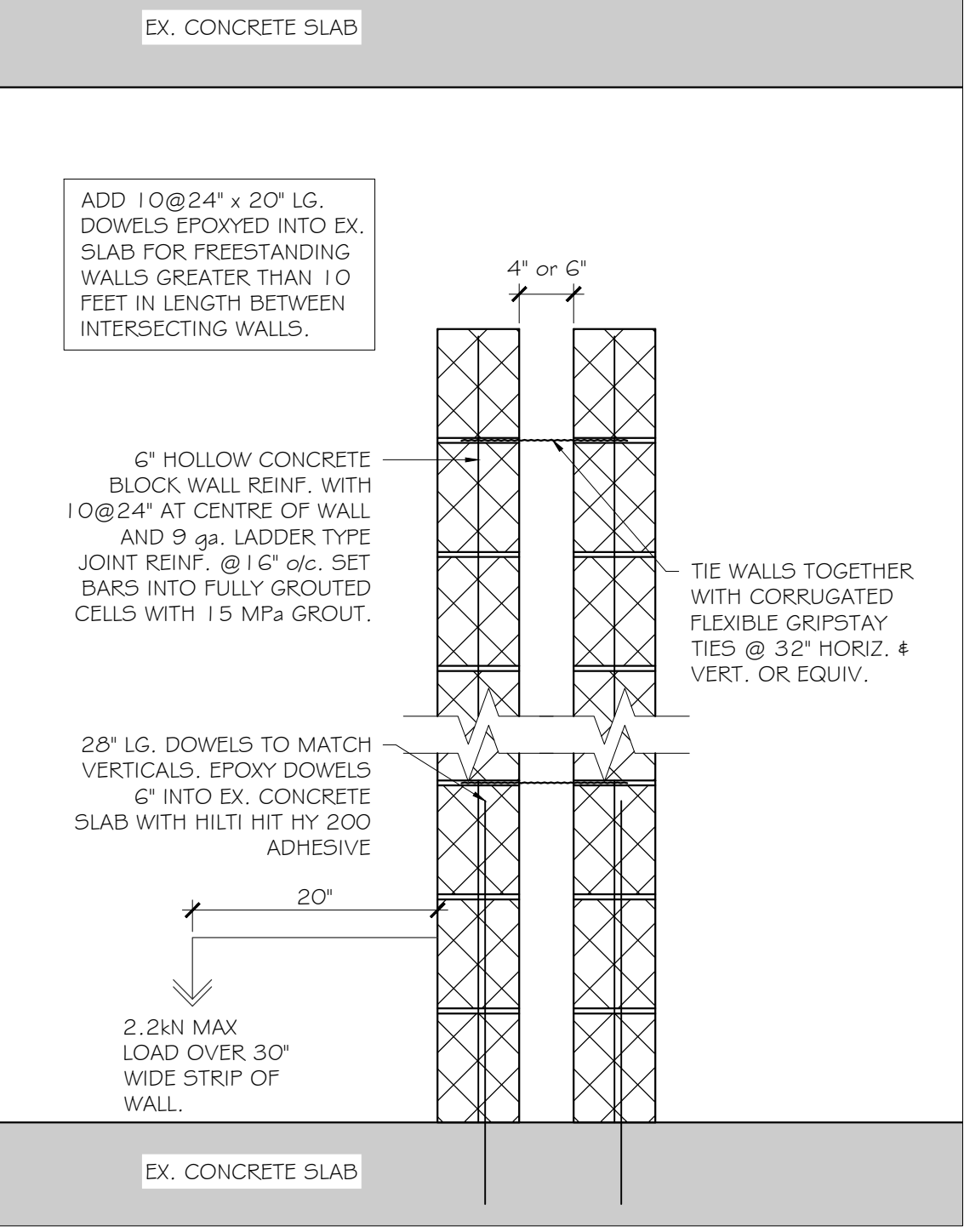
2 SECTION @ 12" WALLS  
S1.01 1"=1'-0"



3 SECTION @ TIED BACK WALLS  
S1.01 1"=1'-0"



4 SECTION @ 6" FREESTANDING WALL  
S1.01 1"=1'-0"



5 SECTION @ BACK-TO-BACK FREESTANDING WALLS  
S1.01 1"=1'-0"

#### GENERAL NOTES:

- ALL DESIGN AND CONSTRUCTION SHALL BE IN ACCORDANCE WITH THE ONTARIO BUILDING CODE 2024 EDITION, ALL APPLICABLE REGULATIONS, REFERENCE STANDARDS, AND GOOD CONSTRUCTION PRACTICE.
- ALL DIMENSIONS ARE IN INCHES UNLESS NOTED OTHERWISE.
- DO NOT SCALE THE DRAWINGS.
- LOCATIONS OF ALL STRUCTURAL ELEMENTS TO BE SITE VERIFIED BY THE CONTRACTOR. REPORT ANY INCONSISTENCIES TO THE ENGINEER BEFORE PROCEEDING WITH THE WORK.
- DESIGN BASED ON ARCHITECTURAL DRAWINGS PREPARED BY RICHARD G. BUTTERWORTH ARCHITECT INC. STRUCTURAL DRAWINGS TO BE READ IN CONJUNCTION WITH ARCHITECTURAL DRAWINGS. REPORT ANY INCONSISTENCIES TO THE ENGINEER BEFORE PROCEEDING WITH THE WORK.
- CONTRACTOR TO PROVIDE TEMPORARY SUPPORT (SHORING) OF ANY STRUCTURE SUPPORTED ON WALLS TO BE REMOVED. ALL TEMPORARY BRACING AND SHORING IS THE RESPONSIBILITY OF THE CONTRACTOR.
- THE CONTRACTOR SHALL ENSURE THAT THE EXISTING STRUCTURE IS NOT OVERLOADED IN ANY WAY DURING CONSTRUCTION OR DEMOLITION WORK. CONSTRUCTION LOADING SHALL NOT EXCEED DESIGN LOADING.
- THE CONTRACTOR SHALL KEEP THE SITE CLEAN AND FREE OF ALL DEBRIS DURING AND AFTER COMPLETION OF THE WORK.
- THE STEEL FABRICATOR SHALL BE CERTIFIED TO CSA W47.1 DIV. 1 OR 2.
- ALL STRUCTURAL STEEL SHALL BE CLEANED OF ALL LOOSE MILL SCALE, LOOSE RUST, WELD SLAG AND FLUX DEPOSITS, OIL, GREASE, DIRT, OTHER FOREIGN MATTER, AND EXCESSIVE WELD SPATTER PRIOR TO APPLICATION OF THE COATING. STRUCTURAL STEEL TO BE SHOP PRIMED WITH ONE COAT IN CONFORMANCE WITH CISCO/PMA STANDARD 1-73a.
- MASONRY SHALL CONFORM TO CAN/CSA S304.1 'DESIGN OF MASONRY STRUCTURES' AND CAN/CSA A37.1 'MASONRY CONSTRUCTION FOR BUILDINGS'.
- PROVIDE STANDARD LINTELS OVER ALL OPENINGS IN MASONRY WALL PARTITIONS AS SHOWN ON TYPICAL DETAILS. REFER TO ARCHITECTURAL, MECHANICAL AND ELECTRICAL DRAWINGS FOR OPENINGS THROUGH NEW OR EXISTING WALLS THAT ARE NOT NECESSARILY CALLED OUT ON THE STRUCTURAL DRAWINGS.
- UNLESS NOTED OTHERWISE, MASONRY WALLS SHALL BE INTERLOCKED IN RUNNING BOND AT INTERSECTIONS AND CORNERS.

#### GENERAL DESIGN AND MATERIAL DATA:


- STRUCTURAL STEEL SHALL BE IN ACCORDANCE WITH CAN/CSA G40.21M. WIDE FLANGE SECTIONS 350W; HSS SECTIONS ARE ASTM A500 GRADE C ( $f_y=345\text{MPa}$ ). ALL OTHER STEEL 300W.
- ANCHOR RODS IN ACCORDANCE WITH ASTM F1554 GRADE 36 ( $f_y=248\text{MPa}$ ).
- ALL STEEL CONNECTIONS SHALL BE WELDED UNLESS NOTED OTHERWISE. ALL WELDING IN ACCORDANCE WITH CSA W59. ELECTRODE CLASSIFICATION E49XX.
- ALL CONCRETE WORK SHALL BE IN ACCORDANCE WITH LATEST EDITIONS OF STANDARDS CSA A23.1 AND CSA A23.3.
- MINIMUM CONCRETE SPECIFIED COMPRESSIVE STRENGTH  $f_c = 25\text{MPa}$ .
- STRUCTURAL MASONRY:
  - HOLLOW BLOCK: CSA A165.1 - H/15/x
  - SOLID BLOCK: CSA A165.1 - S/15/x
  - GROUT: CSA A179 - COURSE GROUT FOR WALLS 6" AND THICKER - FINE GROUT FOR ALL 4" BLOCK WALLS
  - MORTAR CSA A179 TYPE 'S' MORTAR
  - MASONRY COMPRESSIVE STRENGTH  $f_m$ , IS AS FOLLOWS:
    - HOLLOW BLOCK - 9.8 MPa
    - GROUTED HOLLOW BLOCK - 7.5 MPa
  - FLEXURAL TENSILE BOND STRENGTH AT MORTAR JOINTS IS AS FOLLOWS:
    - CONCRETE BLOCK - 0.45 MPa
    - GROUTED HOLLOW BLOCK - 0.70 MPa
- REINFORCING STEEL SHALL BE IN ACCORDANCE WITH CAN/CSA G30.18M GRADE 400R/400W.

#### DRAWING ABBREVIATIONS:

AF	FACTORED AXIAL LOAD IN kN POSITIVE VALUES INDICATE TENSION FORCE AND NEGATIVE VALUES INDICATE COMPRESSION FORCE]	ldc	COMPRESSION DEVELOPMENT LENGTH
ALT. ARCH.	ALTERNATE ARCHITECTURAL	ldt	TENSION DEVELOPMENT LENGTH
BOTT. BEW. BM. BP	BOTTOM BOTTOM EACH WAY BEAM BASEPLATE	ld	DEVELOPMENT LENGTH
CANT. o/c CL. COL. CONC. CONT.	CANTILEVER CENTRE-TO-CENTRE CLEAR COLUMN CONCRETE CONTINUOUS	L	STEEL ANGLE
DIA. DIM. DL DN DO DP DWG	DIAMETER DIMENSION DEAD LOAD DOWN DITTO DEEP DRAWING	LG	LONG
EA EF EL. EMBED. EQ. EX.	EACH EACH FACE ELEVATION EMBEDMENT EQUAL EXISTING	LL	LIVE LOAD
FIN. FL. FTG f <sub>c</sub> f <sub>y</sub>	FINISHED FLOOR FOOTING CONCRETE COMPRESSIVE STRENGTH TENSILE YIELD STRENGTH	LLH	LONG LEG HORIZONTAL
GALV. GL	GALVANIZED GRIDLINE	LLV	LONG LEG VERTICAL
h HOR. HDG HEF HSS	HEIGHT HORIZONTAL HOT DIPPPED GALVANIZED HORIZONTAL EACH FACE HOLLOW STRUCTURAL SECTION	MAX. Mf	MAXIMUM FACTORED MOMENT IN kN-m
		MIN.	MINIMUM
		NTS	NOT TO SCALE
		OBC o/c OPNG	ONTARIO BUILDING CODE ON CENTRE OPENING
		Pf PL.	FACTORED POINT LOAD IN kN PLATE
		REINF. REM.	REINFORCEMENT REMOVE
		SC. SDF SDI SIM. SLS SOG SPF STIR. STIFF.	SLIP CRITICAL STEP DOWN FOOTING SUPERIMPOSED DEAD LOAD SIMILAR SERVICEABILITY LIMIT STATE SLAB ON GRADE SPRUCE PINE FIR STIRRUP STIFFENER
		t TEW TJ	THICKNESS TOP EACH WAY TIE JOIST
		TOF TYP.	TOP OF FOOTING TYPICAL
		ULS U/S U/N	ULTIMATE LIMIT STATE UNDERSIDE UNLESS NOTED
		VB VEF VERT. VxB Vt	VERTICAL BRACE VERTICAL EACH FACE VERTICAL VERTICAL X BRACE FACTORED SHEAR IN kN

#### SHOP DRAWINGS REVIEW

REVIEW OF SHOP DRAWINGS IS FOR GENERAL CONFORMITY WITH STRUCTURAL CONTRACT DOCUMENTS AND SPECIFICATIONS ONLY. ANY COMMENTS MADE ON THE SUBMITTED SHOP DRAWINGS DO NOT RELIEVE THE CONTRACTOR FROM COMPLIANCE WITH THE REQUIREMENTS OF THE STRUCTURAL CONTRACT DOCUMENTS AND SPECIFICATIONS NOR DO THEY AUTHORIZE CHANGES TO THE CONTRACT. THE CONTRACTOR SHALL BE RESPONSIBLE FOR ALL QUANTITIES, FIELD MEASUREMENTS, DETAIL DIMENSIONS, COORDINATION WITH ALL TRADES, FABRICATION PROCESSES AND PROCEDURES, METHODS, MEANS, AND SEQUENCE OF CONSTRUCTION, AND THE PERFORMANCE OF ALL WORK IN ACCORDANCE WITH STANDARD INDUSTRY PRACTICE IN A SAFE MANNER. THE REVIEW OF SHOP DRAWINGS DOES NOT IMPLY ANY CHANGE TO NOR DIMINISH THE RESPONSIBILITIES OF OTHER CONSULTANTS IN THE CARRYING OUT OF THEIR WORK.

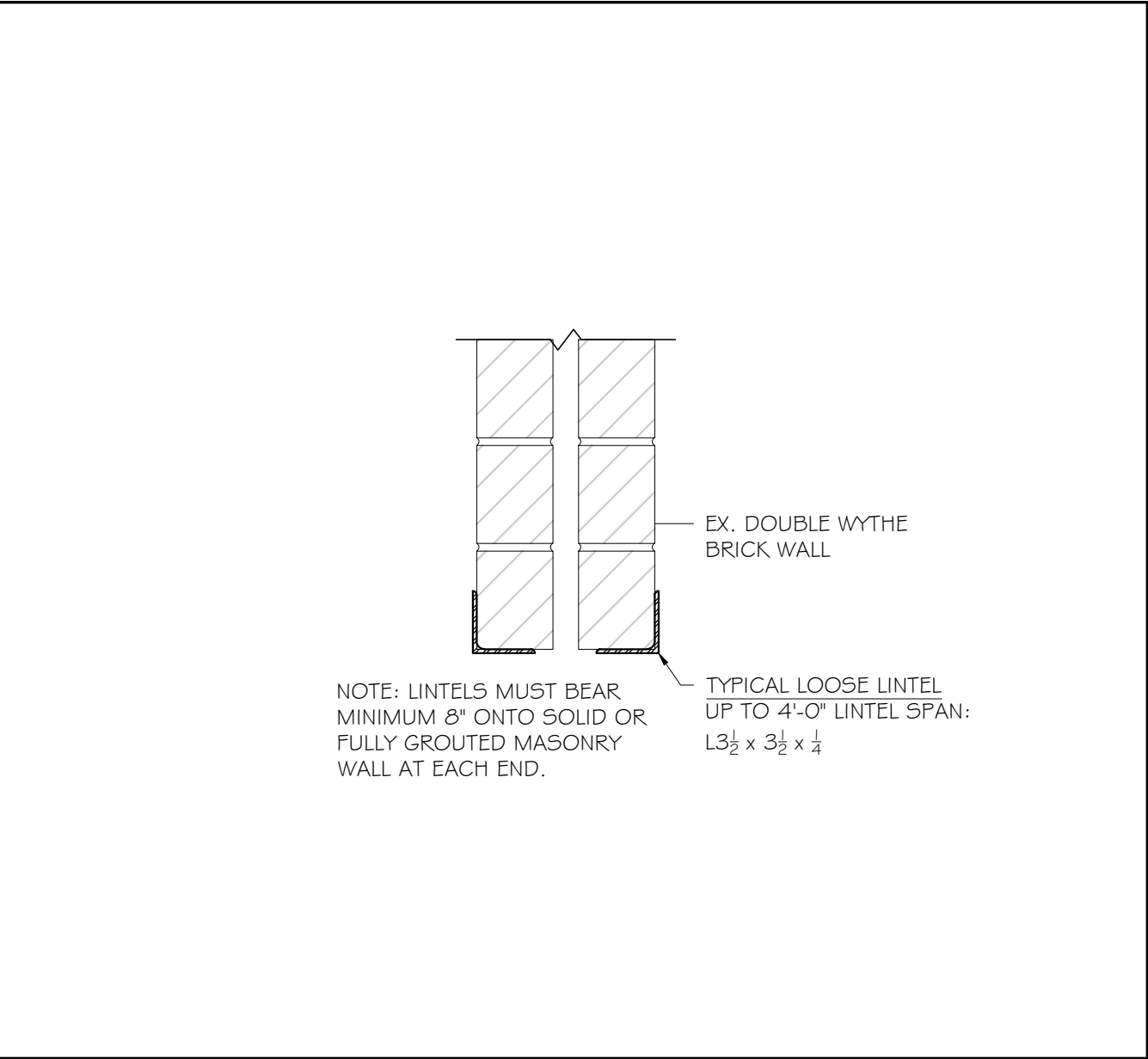


1.	ISSUED FOR TENDER	APR. 27, 2026
No.	REVISIONS	DATE

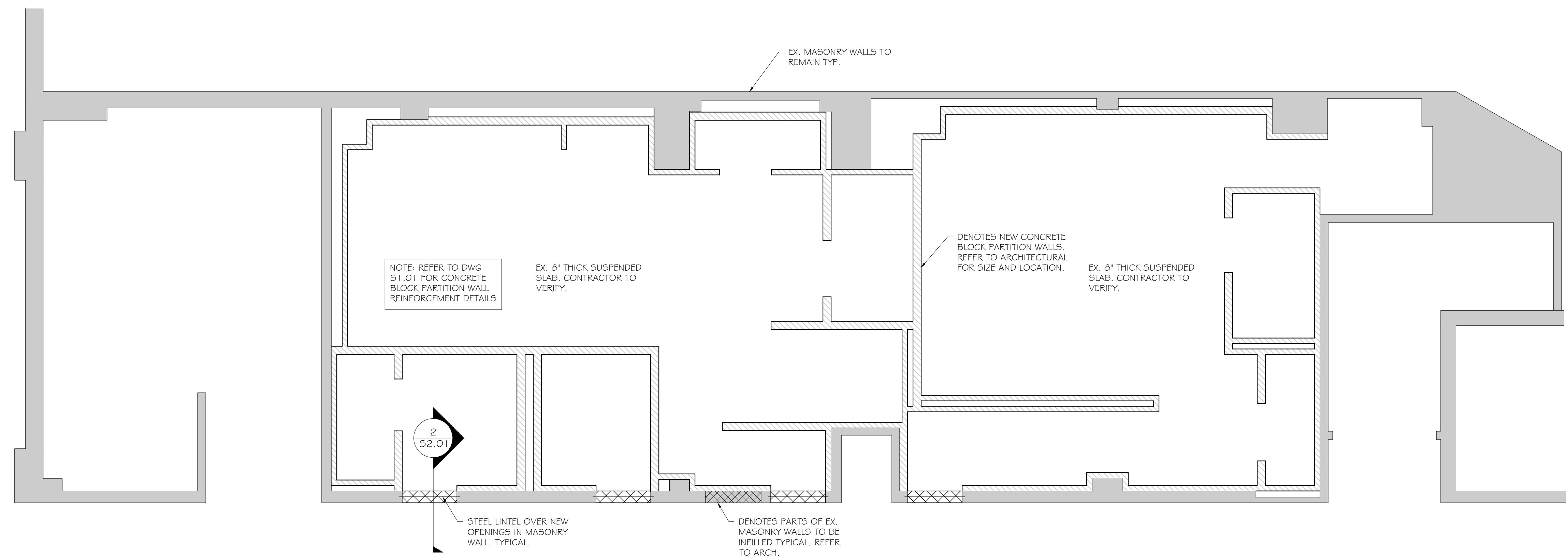
WESTDALE SECONDARY SCHOOL PHASE 2  
HAMILTON – WENTWORTH DISTRICT SCHOOL BOARD  
700 MAIN STREET WEST  
HAMILTON, ONTARIO

#### GENERAL NOTES AND PROJECT DETAILS

DRAWN BY:	CHECKED BY:
RW	RW
DATE:	JOB No.:
APRIL 2026	S24062
SCALE:	SHEET No.:
AS NOTED	S1.01



2 LINTEL @ DOUBLE WYTHE BRICK WALL  
S2.01 1/4"=1'-0"



1 PARTIAL FIRST FLOOR PLAN  
S2.01 1/4"=1'-0"

**HAMILTON-WENTWORTH**  
DISTRICT  
SCHOOL  
BOARD

1.	ISSUED FOR TENDER	APR. 27, 2026
No.	REVISIONS	DATE

WESTDALE SECONDARY  
SCHOOL PHASE 2  
HAMILTON – WENTWORTH  
DISTRICT SCHOOL BOARD  
700 MAIN STREET WEST  
HAMILTON, ONTARIO

PARTIAL FIRST FLOOR  
PLAN – STRUCTURAL

DRAWN BY:	CHECKED BY:
RW	RW
DATE:	JOB No.:
APRIL 2026	S24062
SCALE:	SHEET No.:
1/4"=1'-0"	S2.01